

TENTATIVE BUDGET

Fiscal Year 2018-2019



LONG BEACH COMMUNITY COLLEGE DISTRICT

Long Beach City College

**LONG BEACH COMMUNITY COLLEGE DISTRICT
2018-2019 Tentative Budget**

Submitted by:

Reagan F. Romali, Ph.D.
Superintendent-President

To the:

Board of Trustees
Jeffrey A. Kellogg, President

Sunny Zia, Vice President
Dr. Virginia Baxter, Member

Vivian Malauulu, Member
Douglas W. Otto, Member

June 26, 2018

Long Beach Community College District

2018- 2019 Tentative Budget

Table of Contents

Superintendent’s Message	1
Budget Assumptions and Implications	10
Summary of All Expenditures and Other Outgo by Fund	17
Unrestricted General Fund (Fund #01)	18
Restricted General Fund (Fund #12)	25
Restricted Parking Program	36
Student Health Centers	38
Associated Student Body Fund (Fund #72).....	40
Capital Projects Fund (Fund #41)	43
Child and Adult Development (Fund #33)	49
Contract/ Community Education Fund (Fund #59)	53
General Obligation Bond Funds	57
Measure E (Fund #46)	63
Measure LB (Fund #47)	66
Retiree Health Fund (Fund #79)	69
Self Insurance Fund (Fund #61)	72
Student Financial Aid Fund (Fund #74)	76
Student Representation Fee Fund (Fund #71)	79
Veterans Stadium Operations Fund (Fund #58)	81

**Long Beach Community College District
2018-2019 Tentative Budget**

Superintendent's Message

June 26, 2018

Board of Trustees
Long Beach, California 90808

Board President, Members of the Board, and Members of the Community:

Governor Brown's final May Revision Budget was anxiously awaited this year. His January Budget included three new proposals with dramatic implications for community colleges – a new student-centered funding formula, a new fully online statewide community college and a proposal for consolidating categorical programs. All of these proposals remain in the May Revision Budget. While refinements and more details have been provided, many questions still remain.

The new funding formula allocates apportionment revenue based on three major parameters: 1) Base grant (60% of apportionment) determined by a three-year average of enrollment (Full-Time Equivalent Students or FTES); 2) Student Success Incentive Grant (20%) determined by headcounts of degrees, certificates and other success measures; and 3) a Supplemental Grant (20%) determined by the number of low-income students the district serves. Districts whose funding based on the formula is less than 2017-18 funding are deemed hold harmless districts. Those districts will receive no less than 2017-18 funding for two years, 2018-19 and 2019-20. They will also receive a one-time allocation of discretionary resources equal to 2.71% of apportionment for 2018-19 only.

Based on state simulations, LBCC is a hold harmless district under this new formula. We are budgeting apportionment revenue accordingly for this Tentative Budget. This and other highlights of the May Revision budget are detailed below:

- \$60 million (1%) in growth funding. Growth funding is incorporated in the new formula, but no growth funding is expected for LBCC.

**Long Beach Community College District
2018-2019 Tentative Budget**

Superintendent's Message

- \$173.1 million (2.71%) COLA (cost of living adjustment). No COLA for LBCC as a hold harmless district.
- \$104 million for one-time funds for hold harmless districts equal to 2.71% of apportionment, which is \$3.2 million for LBCC.
- \$175 million for the transition to the new formula, and \$73.7 million for apportionment also incorporated into the new formula.
- New funding formula additional provisions also include:
 - End of “summer-shift” – beginning with Summer 2019, FTES will be required to be counted in the fiscal year in which the term ends. This eliminates flexibility districts had in prior years.
 - Hold harmless provision – districts that do not earn additional funding under the new formula will be funded to at least their 2017-18 apportionment level for two years (2018-19 and 2019-20).
 - End of stability funding because of the three-year rolling average FTES in the new formula.
- \$7.8 million (2.71%) COLA for categorical programs (DSPS, EOPS, CaWORKs, and Child Care Tax Bailout), which is about \$80,000 for LBCC.
- \$21.5 million (2.71%) COLA for the Adult Education Block Grant. Approximately \$30,000 for LBCC.
- \$46 million for the implementation of the California College Promise (AB19).
- \$143.5 million for Deferred Maintenance and Instructional Equipment. No match requirement. \$2.5 million for LBCC, which will be split between deferred maintenance (70%) and instructional equipment (30%).
- \$20 million for Innovation Awards. These funds are focused on enhancing equity. No award for LBCC in 2018-19.

**Long Beach Community College District
2018-2019 Tentative Budget**

Superintendent's Message

- \$40.7 million for Full-Time Student Success Grants and the Completion Grant, which will be provided to eligible students. About \$700,000 will be allocated to LBCC for these grants, which encourage full-time attendance and timely completion.
- 21 (15 continuing and 6 new) Proposition 51 facilities bond projects are approved in the State Budget. \$46 million is allocated in the 2018-19 budget. Two LBCC projects, which were approved in the 2017-18 budget, continue:
 - Buildings M & N at LAC
 - Construction Trades Phase 1, Building MM at PCC
- Consolidation of the Student Success and Support Program (SSSP), Student Equity Program, and the Student Success for Basic Skills Program into a block grant program.
- \$120 million (\$100 million one-time and \$20 million ongoing) to establish the California Online Community College. This new fully online community college will provide critical education and economic opportunities to specified working adult learners.

The Tentative Budget includes thirteen funds totaling \$1.2 billion and is based on the attached budget assumptions developed by the Budget Advisory Committee.

Unrestricted General Fund

We continue to strategically evaluate staffing. We plan to hire seven new full-time faculty for 2018-19. A supplemental employee retirement plan (SERP) incentive was offered to full-time academic and classified staff. Impacts of this program will be evaluated in the 2018-19 Adopted Budget.

Previously negotiated salary agreements are included in the Tentative Budget. Part-time faculty receive a 2% ongoing increase for 2018-19. Full-time classified employees received a 3% ongoing increase effective July 1, 2017; an increase of the greater of 2.15% or funded COLA effective July 1, 2018; and an increase of the

**Long Beach Community College District
2018-2019 Tentative Budget**

Superintendent's Message

greater of 2.35% or funded COLA effective July 1, 2019. Full-time faculty received a 1% on-schedule increase and a 2% off-schedule bonus retroactive to July 1, 2016; a 1.5% on-schedule increase effective July 1, 2017. They also receive a 1.5% on-schedule increase effective July 1, 2018, along with an increase in the minimum amount of reassigned time for department heads to 50% from 20% and increasing lab parity to 0.9 from 0.75; and a 1.85% on-schedule increase effective July 1, 2019.

The 2017-18 Adopted Budget included an operating deficit of (\$8.8) million. \$5.0 million of that budget was for one-time project expenditures. Approximately \$3.7 million of those one-time expenditures will carry forward into the 2018-19 budget. In addition, \$1.6 million in salary and benefit increase due to one-time and ongoing negotiated increases less vacancy savings, \$1.0 million in other expenditure savings, and a \$1.0 million increase to state and local revenues resulted in a reduced deficit of \$4.8 million and an estimated actual fund balance of \$25.7 million at June 30, 2018.

I am recommending a proposed Tentative Budget with an operating deficit of (\$6.7) million resulting in a \$19.0 million (13.5%) ending fund balance at June 30, 2019. The lack of significant apportionment revenue increases, increased budgets to cover additional positions, increased pay rates, increased health insurance premiums and pension cost increases contribute to the deficit. Much of the recent funding provided has been one-time or non-discretionary funding. The new funding formula adds to our budget challenges. We know that pension contributions will continue to increase significantly in future years, so we need to plan ahead.

Of the \$6.7 million budget deficit in the 2018-19 Tentative Budget, \$0.9 million is one-time expenditures, including carryover funds for Business Process Reviews and mandated cost projects.

The remaining \$5.8 million of the deficit is a structural deficit, related to ongoing expenditures. Without additional enrollment growth in future years, and the projected decreased funding in future years due to the new funding formula, we will need to reduce our expenditures in order to address the deficit. That work continues. We will be working with the campus community and Budget Advisory Committee to further identify

**Long Beach Community College District
2018-2019 Tentative Budget**

Superintendent's Message

expenditure savings suggestions that can be incorporated into the 2019-2020 budget. In order to better explain the operating deficit, I have provided more details below for both revenue and expenditure changes.

Revenues: Major increase / (decrease):

Changes from 2017-18 - Estimated Actuals		Comments
Apportionment	\$3,545,073	The increase is the net of: <ul style="list-style-type: none"> • \$3.2 million one-time 2.71% resource allocation • \$0.6 million increase due to no projected faculty obligation penalty in 2018-19 • (\$0.3) million decrease due to prior year apportionment recalculation revenue
Other State Revenue	(\$811,295)	The decrease is the net of: <ul style="list-style-type: none"> • (\$0.6) million decrease in one-time Mandated Cost revenue • (\$0.4) million decrease in state lottery revenue • \$0.2 million net increase in other state revenues

**Long Beach Community College District
2018-2019 Tentative Budget**

Superintendent's Message

Expenditures: Major increases / (decreases):

Changes from 2017-18 - Estimated Actuals		Comments
Total Academic Salaries	\$1,742,595	The increase is due mainly to hiring 7 new full-time faculty and negotiated salary increases.
Total Classified Salaries	\$947,073	The increase is due to negotiated salary increases, step and column increases, and the assumption that vacancies will be filled.
Total Benefits	\$1,629,333	The increase is due to the increase in positions, salaries, and increases to certain benefit rates, most notably the 1.85% for STRS, the 2.531% for PERS, and the 2.2% increase to health and welfare benefits.
Contract Services and Operating Expenses	\$765,849	The increase is mainly due to the increase in professional services and other expenses less the decrease for the cost of elections, which are held every other year.

**Long Beach Community College District
2018-2019 Tentative Budget**

Superintendent's Message

Reserves

Board Policy requires a minimum 5.5% reserve in the Unrestricted General Fund. Therefore, \$7.7 million has been budgeted for this purpose. \$5.4 million has been reserved for the Institutional Effectiveness goal. This is below the Institutional Effectiveness short-term goal of 7.0% (12.5% when combined with the 5.5% Board minimum). The long-term goal is 9.5% (15% when combined with the 5.5% Board minimum). Additionally, \$2.9 million is reserved for business process review expenditures planned for future years, and \$3.0 million has been reserved for vacation and load banking. If it becomes necessary to use any reserves, it will be formally reported to the Board in the Fiscal Services agenda items. The Quarterly Budget Performance Reports will also identify the use of any reserves.

Restricted General Fund

The total Restricted General Fund budget is \$39 million. Included in this fund are programs funded from external sources. The revenue from these sources must be used for the purposes specified by the external funding sources. Included in this fund are: the Small Business Development Centers, Perkins Grants, Adult Education, state categorical funds for Basic Skills, Disabled Students Programs and Services (DSPS), Equal Opportunity Programs and Services (EOPS), Student Success and Support Program (SSSP), Student Equity, Strong Workforce, Guided Pathways, the Student Financial Aid Administration Allowance, CalWORKs, Career Technical Education, Innovation in Higher Education and other state-supported programs. This fund also includes the locally funded Parking Program and the Student Health Centers.

General Obligation Bond Funds

A total of \$440 million in bonds was authorized under the 2008 Measure E bonds. The first \$48.4 million of these bonds were sold in July 2008. The District issued the second series of general obligation bonds totaling \$237 million in December 2012 to repay the \$150 million Bond Anticipation Notes (BAN) and to fund ongoing bond projects. \$83.5 million of those bonds were refunded in December 2017, which will provide \$21.4 million in savings to taxpayers over the life of the bonds. A total of \$850 million in bonds was authorized under 2016 Measure LB. \$3.2 million from 2008 Measure E and \$81.8 million from 2016 Measure LB were issued in

**Long Beach Community College District
2018-2019 Tentative Budget**

Superintendent's Message

September 2016 for a total of \$85 million. Four major projects at the Pacific Coast Campus and seven major projects at the Liberal Arts Campus are planned for the 2018-19 fiscal year.

Other Funds

Other funds are balanced. In the Capital Projects Fund, the state budget has again provided scheduled maintenance funds. As noted above, our Buildings M and N project and the Construction Trades Phase 1 (Building MM) project have been approved for state capital outlay funding. Certain redevelopment revenues must be split between property tax revenue and restricted capital outlay revenue. This capital outlay portion is recorded in the Capital Projects Fund. Please see the following pages for more specific information about other funds.

Next Steps

The Tentative Budget provides the college administration with spending authority to operate the College during the 2018-19 fiscal year.

Declining enrollment is a challenge throughout the state. The Governor is moving forward with the new funding formula and the new statewide online college. It remains to be seen if these initiatives will achieve the desired results. Revisions and more details have been provided over the past five months, but more revisions are needed. We all want to work to improve students' success, but we are concerned that the new formula will split the state into have and have-not districts. That could adversely impact the students who need our services the most. As a hold harmless district, we face minimal funding increases in 2018-19 and likely decreases in the following years. Flat or decreasing revenues, along with increasing costs for operations, personnel, pensions and health insurance, lead to significant projected budget deficits. We continue to work to identify budget savings. We will continue to advocate for positive changes statewide to the funding formula and other important issues.

We appreciate the Governor's and the Chancellor's Office's commitment to help our students succeed. We will work with the Chancellor's Office to mitigate the unintended detrimental impact of the new funding formula.

Long Beach Community College District
2018-2019 Tentative Budget

Superintendent's Message

We will work to find better ways to improve our student success metrics to help our students succeed and to increase our funding to better be able to help them achieve their goals. We will continue to move forward with the Strategic Plan goals and our Institutional Priorities, which have guided decisions included in this Tentative Budget.

As we continue toward our goals to help improve the lives of our community and our students, we also continue to face the following challenges:

- **Enrollment** – the goal is to reach 20,133 FTES, however, trends show a 2,000 FTES decline. The new funding formula includes other metrics, but FTES remain the single largest factor to our funding.
- **Pension Obligations** – STRS and PERS obligations will continue to increase rapidly in the upcoming years.
- **Deficit Spending** – as noted above, the 2018-19 Tentative Budget includes \$6.7 million in deficit spending. \$0.9 million of that is due to one-time projects. We need to continue monitoring ongoing expenditures and identify budget cuts to ensure that structural deficits do not become unmanageable on a long-term basis.
- **Success Metrics** – we will work together to implement the processes that work and eliminate the processes that don't help us improve results for our students including degree and certificate attainment and transfers.

Respectfully submitted,



Reagan F. Romali, Ph.D.
Superintendent-President

**Long Beach Community College District
2018-2019 Tentative Budget**

Budget Assumptions and Implications

The following Budget Assumptions and Implications were recommended by the Budget Advisory Committee (BAC).

I. ORGANIZATION

The organization of the budget will be the same as 2017-18. There will be potential budget redirections in response to both the State's budget impact and the priority as identified by the College Planning Committee (CPC) for 2018-19 Institutional Priorities as follows:

In compliance with all regulations and laws, and in alignment with the Strategic Plan goals: innovate to achieve equitable student success, accelerate college readiness, build community, and invest in people and support structures for transformation. The College will primarily focus on:

- Creating guided pathways and roadmaps
- Maintaining fiscal viability
- Expanding our profile within the community to enhance enrollment
- Supporting equitable student success through innovation
- Increasing student retention, completion, and transfer
- Implementing our Strategic Enrollment Management Plan priorities

**Long Beach Community College District
2018-2019 Tentative Budget**

Budget Assumptions and Implications

II. UNRESTRICTED GENERAL FUND BUDGET GUIDELINES

The Tentative Budget is based on the Governor's budget.

- A. Deficit spending will be minimized.
- B. Our FTES targets will be 20,132.70 (19,637.37 credit, 108.52 non-credit, and 386.81 enhanced non-credit). The amount budgeted represents a 943 FTES decrease from our 2016-17 base FTES level. That would create a corresponding decrease in apportionment revenue under the current funding formula. The impact of FTES on apportionment may be impacted by the proposed change to the funding formula (see II. H. below).
- C. Carryover will only exist for the one-time allocations provided in previous years specific to the One-Time Mandated Cost items, technology refresh, professional development, instructional equipment, and mobile application deployment. All other unexpended funds will become part of the ending balance and will be budgeted in the subsequent budget year.
- D. Expenditure of one-time monies will be based on the College Priorities, as derived from the planning process.
- E. Essential operational and maintenance functions of the college will be funded.
- F. Total Cost of Ownership principles shall be employed in departmental planning and budgeting processes.
- G. Any expense eligible to be funded using categorical or grant dollars will be budgeted in the eligible categorical or grant program.

**Long Beach Community College District
2018-2019 Tentative Budget**

Budget Assumptions and Implications

- H. The Governor's January Budget proposes significant changes to the funding formula. The new formula calls for about 60% of funding to be based on FTES, 20% based on low-income students served, and 20% based on student-centered success metrics. The proposal includes a hold harmless clause that allows districts to receive at least the same funding received in 2017-18. Hold harmless districts will not receive a cost-of-living adjustment (COLA) and it is effective for only two years. Funding could be reduced in the third year.

III. RESERVE ASSUMPTIONS

- A. The District will maintain an unrestricted reserve for contingencies of 5.5% of unrestricted expenditures and other outgo in accordance with Board policy. The fiscal stability trigger established by the Chancellor's Office is a minimum prudent unrestricted general fund balance reserve of 5% (calculated as a percentage of expenditures and other outgo).
- B. To comply with the Chancellor's Office guidelines, Institutional Effectiveness reserve goals have been established. The short-term goal is 12.5% and the long-term goal is 15% (including the 5.5% Board minimum).
- C. The liability reserve for load banking is the amount required to fund a reasonable portion of the cash value of accumulated academic workload teaching units. The full value of the reserve is calculated by multiplying the total units banked, times the average hourly teaching rate, times 17.5 weeks. This liability is estimated at \$2,423,752 as of June 30, 2018.
- D. A restricted liability reserve is included for year-end vacation liability. This reserve is equivalent to three months' accrued vacation pay based on the hours of vacation on the District books as of June 30 for each employee. This liability is estimated at \$587,885.

**Long Beach Community College District
2018-2019 Tentative Budget**

Budget Assumptions and Implications

IV. FEDERAL REVENUE CHANGES

Any increases or decreases in federal income for a project or program will be accompanied by corresponding increases or decreases in expenditures.

V. STATE REVENUE ASSUMPTIONS AND IMPLICATIONS

- A. A 0.5% deficit factor will be included to offset a possible short fall from apportionment revenues.
- B. We are budgeting a 0% COLA based on the new funding formula in the Governor's January Budget and as revised in May. State projections indicate that funding for LBCCD would be below our prior year (2017-18) funding. The hold harmless clause provides funding at the prior year level, but without a COLA increase.
- C. It is expected that we will be funded at our prior year (2017-18) funding level based on the new formula. This would provide no additional growth or COLA revenue. Any excess revenue will go toward deficit reduction and/or facilities and technology reserves.
- D. Categorically funded programs (such as SSSP, Student Equity, EOPS, DSPS, etc.) income estimates will reflect figures in the State budget.
- E. Estimates for lottery income are those provided by the California Community Colleges Chancellor's Office. Approximately 25% of the lottery allocation is restricted to instructional materials only. The unrestricted portion of the lottery allocation will be used for utilities expenses.
- F. Any block grants will be for one-time purposes and will not incur on-going costs into the future. The State Budget includes an allocation for LBCC for the deferred maintenance and instructional equipment block grant. These funds will be split 70% for deferred maintenance and 30% for instructional equipment.

**Long Beach Community College District
2018-2019 Tentative Budget**

Budget Assumptions and Implications

VI. LOCAL REVENUE ASSUMPTIONS

- A. Local revenue sources are interest, facilities rental, publications, and surplus items. Total interest income, with the interest rate provided by Los Angeles County Treasurer, will be budgeted conservatively.
- B. Excess income generated over the costs of operations and established reserves from international students or District sponsored events that generate additional revenue, will be placed in the Unrestricted General Fund. Excess income from facilities rental operations over the costs of operations and established reserves may be placed in the Capital Projects Fund.
- C. Special Revenue Fund budgets, such as Community/Contract Education, and Veterans Stadium Operations will generate sufficient income to cover expenses.

VII. EXPENSE ASSUMPTIONS

- A. All budgeted appropriations will be available for expenditure.
- B. Expenditures for federal and state categorically funded programs will not exceed the program income and mandated local contribution, except those identified within the line item budgets.
- C. Salary expenses will be budgeted to cover all board approved salary changes; step and column increases; and longevity increments for all employees. Only vacant positions deemed absolutely essential will be budgeted. This includes 7 new full-time faculty positions.

**Long Beach Community College District
2018-2019 Tentative Budget**

Budget Assumptions and Implications

VII. EXPENSE ASSUMPTIONS (continued)

D. Health and welfare benefit costs will be estimated using the best information available, including multi-year trends. The rate increases/decreases are as follows:

Blue Cross PPO: 0%	Delta Dental PPO: 0%
Blue Cross HMO: +10.0%	Delta Dental HMO: 0%
Kaiser: -0.5%	VSP: 0%
Mental Health Network EAP: +2.0%	Basic Life/AD&D: 0%

These increases/decreases combined currently result in a 2.2% blended rate increase.

E. Other Payroll related benefits will be budgeted based upon the rates established by the regulatory agencies. Currently the rates are as follows: PERS 18.062% (2.531% increase), STRS 16.280% (1.85% increase), Workers' Compensation 1.8070% (0.1243% decrease), SUI 0.05% (no change), and Retiree Benefits 5.763% (1.947% decrease).

F. Any purchases initiated during the year will be completed before the end of the year.

G. The part-time hourly budget will contain sufficient dollars to meet the FTES target in accordance with the class schedules.

H. Throughout the year, any savings incurred from vacant classified positions may be transferred to cover the cost of a limited-term employee (LTE) while the permanent position is in recruitment.

I. Faculty substitutes will be provided as needed to meet minimum course requirements as funds are available.

**Long Beach Community College District
2018-2019 Tentative Budget**

Budget Assumptions and Implications

VII. EXPENSE ASSUMPTIONS (continued)

- J. GASB 74 and 75 require districts to report their full retiree health benefits on their audited financial statements. Consequently, the Annual Required Contribution (ARC) is no longer included in actuarial studies. For budgeting purposes, we have requested and received a letter from our actuary with the amount of our ARC if it was still required. The ARC for the Retiree Health Benefits as noted in the actuarial letter as of June 30, 2017 is \$4,112,718. This represents approximately 5.763% of covered payroll.
- K. Unspent funds budgeted for Business Process Reviews will be carried over to the next fiscal year. Budget is for reviews and to implement recommendations in the areas of Admissions and Records, Degree Audit, Counseling, Cashiering, Human Resources, Payroll and Fiscal Services.

VIII. OTHER ASSUMPTIONS

- A. All grants will be carefully evaluated as to the “District match(es)” and any financial obligation beyond the term of the grant so as not to place a burden on the budget in future years.

**Long Beach Community College District
2018-2019 Tentative Budget
Summary of All Expenditures & Other Outgo by Fund**

	ADOPTED	ESTIMATED	TENTATIVE	CHANGE	
	BUDGET 2017-2018	ACTUAL 2017-2018	BUDGET 2018-2019	AMOUNT	PERCENT
UNRESTRICTED GENERAL FUND	\$ 138,927,705	\$ 135,878,891	\$ 140,525,010	\$ 4,646,119	3%
RESTRICTED GENERAL FUND	\$ 46,986,829	\$ 39,371,376	\$ 38,986,415	\$ (384,961)	-1%
ASSOCIATED STUDENT BODY FUND	\$ 1,127,348	\$ 952,716	\$ 1,152,735	\$ 200,019	21%
CAPITAL PROJECTS FUND	\$ 13,151,682	\$ 6,619,711	\$ 36,843,916	\$ 30,224,205	457%
CHILD AND ADULT DEVELOPMENT FUND	\$ 1,930,861	\$ 1,978,302	\$ 1,980,214	\$ 1,912	0%
CONTRACT/COMMUNITY EDUCATION FUND	\$ 1,212,244	\$ 248,679	\$ 1,379,841	\$ 1,131,162	455%
GENERAL OBLIGATION BOND FUND 2008 MEASURE E	\$ 141,880,242	\$ 1,373	\$ 96,594,684	\$ 96,593,311	7035201%
GENERAL OBLIGATION BOND FUND 2016 MEASURE LB	\$ 785,512,738	\$ 25,647,524	\$ 806,346,996	\$ 780,699,472	3044%
RETIREE HEALTH FUND	\$ 3,331,611	\$ 2,964,112	\$ 2,836,223	\$ (127,889)	-4%
SELF INSURANCE FUND	\$ 1,195,472	\$ 1,129,393	\$ 1,197,543	\$ 68,150	6%
STUDENT FINANCIAL AID FUND	\$ 43,851,041	\$ 44,852,031	\$ 44,287,019	\$ (565,012)	-1%
STUDENT REPRESENTATION FUND	\$ 62,580	\$ 45,980	\$ 59,000	\$ 13,020	28%
VETERANS STADIUM OPERATIONS FUND	\$ 1,242,225	\$ 1,366,117	\$ 1,303,217	\$ (62,900)	-5%
TOTAL EXPENDITURES & OTHER OUTGO	\$ 1,180,412,578	\$ 261,056,205	\$ 1,173,492,813	\$ 912,436,608	350%

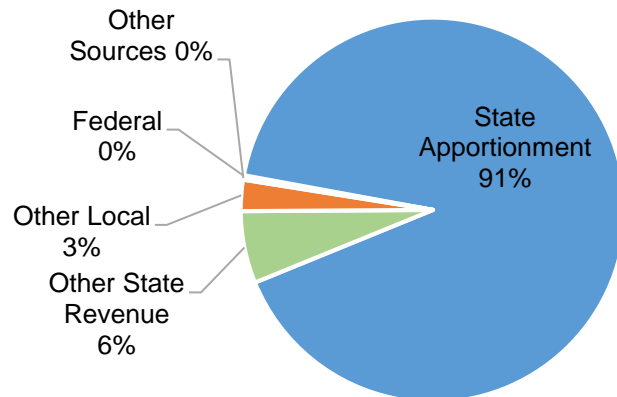
Long Beach Community College District
2018-2019 Tentative Budget

Unrestricted General Fund

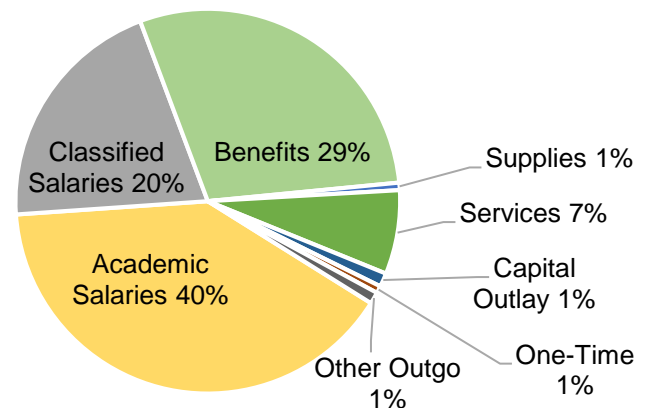
The Unrestricted General Fund is used for the operating expenses of the District. The primary revenue source for the Unrestricted General Fund budget is apportionment revenue. It is a combination of student enrollment fees, local property taxes and state apportionment revenue. Under the current funding formula, in effect 2017-18, apportionment is based mainly on full-time equivalent students (FTES). The 2018-19 Budget proposes a change, which would make funding based on a combination of FTES, low-income students served and student success metrics.

The pie charts below present a graphic picture of the Unrestricted General Fund budgeted revenues and expenditures broken out by the major account groups. As noted above, state apportionment includes state and local revenue components.

Tentative Budget 2018-19
Revenue by Major Object Groups



Tentative Budget 2018-19
Expenditures by Major Object Groups



**Long Beach Community College District
2018-2019 Tentative Budget
Unrestricted General Fund**

	ADOPTED BUDGET 2017-2018	ESTIMATED ACTUAL 2017-2018	TENTATIVE BUDGET 2018-2019	CHANGE AMOUNT	PERCENT
BEGINNING BALANCE	\$ 30,472,700	\$ 30,472,700	\$ 25,709,182	\$ (4,763,518)	-16%
REVENUE					
Federal Revenue	\$ 150,000	\$ 150,000	\$ 150,000	\$ 0	0%
State Principal Apportionment					
State General Apportionment	\$ 65,091,730	\$ 70,272,235	\$ 73,466,670	\$ 3,194,435	5%
Education Protection Account	15,088,572	15,933,717	15,933,717	0	0%
Property Taxes	31,653,163	25,406,209	25,406,209	0	0%
Enrollment Fee Revenue @ 98%	6,415,314	6,904,068	6,904,068	0	0%
Sub Total	\$ 118,248,779	\$ 118,516,229	\$ 121,710,664	\$ 3,194,435	3%
Prior Year Adjustment					
Prior Year Recalculation	\$ 0	\$ 182,051	\$ 0	\$ (182,051)	-100%
Prior Year Adjustment for Education Protection Account	0	148,378	0	(148,378)	-100%
General apportionment Adjustment for Full-Time Faculty	0	(681,067)	0	681,067	-100%
Sub Total Prior Year Adjustment	\$ 0	\$ (350,638)	\$ 0	\$ 350,638	-100%
Total State Principal Apportionment	\$ 118,248,779	\$ 118,165,591	\$ 121,710,664	\$ 3,545,073	3%
Other State Revenue					
California College Promise Administration	\$ 315,997	\$ 315,997	\$ 315,997	\$ 0	0%
Mandated Cost Reimbursement	590,841	590,841	531,316	(59,525)	-10%
One-Time Mandated Costs	0	580,242	0	(580,242)	-100%
Part-time Faculty Compensation	430,344	440,636	440,636	0	0%
State Lottery	3,121,772	3,121,772	2,727,572	(394,200)	-13%
STRS On-Behalf Payments	3,878,111	3,878,111	4,100,783	222,672	6%
Total Other State Revenue	\$ 8,337,065	\$ 8,927,599	\$ 8,116,304	\$ (811,295)	-9%

**Long Beach Community College District
2018-2019 Tentative Budget
Unrestricted General Fund**

	ADOPTED BUDGET 2017-2018	ESTIMATED ACTUAL 2017-2018	TENTATIVE BUDGET 2018-2019	CHANGE AMOUNT	PERCENT
Local Revenue					
From LBCC Auxiliary	\$ 106,337	\$ 106,337	\$ 106,337	\$ 0	0%
Enrollment Fee Revenue @ 2%	130,925	140,899	140,899	0	0%
International Student Fees	840,000	840,000	840,000	0	0%
Nonresident Tuition Fees	1,000,000	1,327,177	1,300,000	(27,177)	-2%
Materials Fees	143,129	163,662	163,662	0	0%
Summer Recreation Program	60,000	60,000	60,000	0	0%
Other Local Revenue	816,300	895,265	894,900	(365)	0%
Total Local Revenue	<u>\$ 3,096,691</u>	<u>\$ 3,533,340</u>	<u>\$ 3,505,798</u>	<u>\$ (27,542)</u>	<u>-1%</u>
TOTAL REVENUE	<u>\$ 129,832,535</u>	<u>\$ 130,776,530</u>	<u>\$ 133,482,766</u>	<u>\$ 2,706,236</u>	<u>2%</u>
OTHER FINANCING SOURCES					
Sale of Surplus Equipment	\$ 18,000	\$ 10,000	\$ 10,000	\$ 0	0%
INTERFUND TRANSFERS IN					
From Contract Education/Community Education Fund					
Instructional Departments	\$ 3,591	\$ 8,843	\$ 15,675	\$ 6,832	77%
From Capital Projects Fund (Rent from East Campus)	320,000	320,000	320,000	0	0%
TOTAL OTHER FINANCING SOURCES	<u>\$ 341,591</u>	<u>\$ 338,843</u>	<u>\$ 345,675</u>	<u>\$ 6,832</u>	<u>2%</u>
TOTAL REVENUE AND OTHER FINANCING SOURCES	<u>\$ 130,174,126</u>	<u>\$ 131,115,373</u>	<u>\$ 133,828,441</u>	<u>\$ 2,713,068</u>	<u>2%</u>

**Long Beach Community College District
2018-2019 Tentative Budget
Unrestricted General Fund**

	<u>ADOPTED BUDGET 2017-2018</u>	<u>ESTIMATED ACTUAL 2017-2018</u>	<u>TENTATIVE BUDGET 2018-2019</u>	<u>CHANGE AMOUNT</u>	<u>PERCENT</u>
EXPENDITURES					
ACADEMIC SALARIES					
Academic Instructional Salaries	\$ 25,863,267	\$ 26,780,516	\$ 26,945,249	\$ 164,733	1%
Academic Administrator Salaries	4,284,523	4,125,682	4,182,977	57,295	1%
Department Head/Coordinator Salaries	2,352,180	2,748,841	2,759,691	10,850	0%
Full Time Counselor Salaries	2,461,468	2,575,061	2,647,644	72,583	3%
Full Time Librarian Salaries	626,031	652,426	654,906	2,480	0%
Academic Hourly Instructional Salaries	16,459,918	16,084,976	17,390,264	1,305,288	8%
Academic Hourly Non-Instructional Salaries	1,180,888	1,101,756	1,200,320	98,564	9%
Librarian Hourly Salaries	442,685	411,883	442,685	30,802	7%
TOTAL ACADEMIC SALARIES	\$ 53,670,960	\$ 54,481,141	\$ 56,223,736	\$ 1,742,595	3%
CLASSIFIED SALARIES					
Classified Non-Instructional Salaries	\$ 16,077,486	\$ 15,717,467	\$ 17,128,793	\$ 1,411,326	9%
Classified Manager/Supervisor Salaries	5,729,354	5,493,443	5,962,093	468,650	9%
Confidential Salaries	1,372,004	1,244,938	1,363,468	118,530	10%
Classified Instructional Salaries	2,529,398	2,543,908	2,754,175	210,267	8%
Classified Hourly Non-Instructional Salaries	592,500	1,372,557	588,315	(784,242)	-57%
Classified Hourly Instructional Salaries	862,859	1,324,077	846,619	(477,458)	-36%
TOTAL CLASSIFIED SALARIES	\$ 27,163,601	\$ 27,696,390	\$ 28,643,463	\$ 947,073	3%
BENEFITS					
Benefits	\$ 38,596,999	\$ 38,900,524	\$ 40,529,857	\$ 1,629,333	4%
Early Retirement Incentives	468,583	468,583	468,583	0	0%
TOTAL BENEFITS	\$ 39,065,582	\$ 39,369,107	\$ 40,998,440	\$ 1,629,333	4%

**Long Beach Community College District
2018-2019 Tentative Budget
Unrestricted General Fund**

	ADOPTED BUDGET 2017-2018	ESTIMATED ACTUAL 2017-2018	TENTATIVE BUDGET 2018-2019	CHANGE AMOUNT	PERCENT
SUPPLIES AND MATERIALS					
Commencement Expenses	\$ 57,386	\$ 22,240	\$ 19,905	\$ (2,335)	-10%
Instructional Supplies (Contract/Community Education Profit Share Account)	6,546	10,129	0	(10,129)	-100%
Instructional Material Fees	158,736	178,276	157,157	(21,119)	-12%
Fuel	66,775	64,905	66,775	1,870	3%
Hospitality	96,992	120,775	100,661	(20,114)	-17%
Other Supplies	552,524	595,132	534,193	(60,939)	-10%
TOTAL SUPPLIES AND MATERIALS	\$ 938,959	\$ 991,457	\$ 878,691	\$ (112,766)	-11%
CONTRACT SERVICES AND OPERATING EXPENSES					
Professional Services	\$ 3,734,680	\$ 3,385,079	\$ 3,836,311	\$ 451,232	13%
Travel and Conferences	342,507	376,803	336,235	(40,568)	-11%
Air Quality Management District Site Fees	35,000	35,000	35,000	0	0%
Staff Development	19,042	30,542	22,362	(8,180)	-27%
Dues and Memberships	201,144	203,763	200,844	(2,919)	-1%
Insurance	11,356	0	11,356	11,356	na
Utilities	2,885,556	2,785,231	2,885,556	100,325	4%
Rents, Building Repair, Maintenance and Equipment Repair	1,068,502	957,440	1,111,472	154,032	16%
Environmental Health Fees	930	4,197	930	(3,267)	-78%
Audit	127,800	127,800	127,800	0	0%
Election	450,000	375,277	0	(375,277)	-100%
Legal Services	247,213	194,500	247,213	52,713	27%
Fingerprinting	9,500	14,400	9,500	(4,900)	-34%
Postage	109,348	92,011	109,596	17,585	19%
Credit Card Fees	230,000	230,000	230,000	0	0%
Online Software Licensing	719,199	849,181	849,097	(84)	0%
Other Services and Expenses	888,262	382,993	883,262	500,269	131%
Indirect Costs	(1,053,305)	(884,121)	(970,589)	(86,468)	10%
TOTAL CONTRACT SERVICES AND OPERATING EXPENSES	\$ 10,026,734	\$ 9,160,096	\$ 9,925,945	\$ 765,849	8%

**Long Beach Community College District
2018-2019 Tentative Budget
Unrestricted General Fund**

	<u>ADOPTED BUDGET 2017-2018</u>	<u>ESTIMATED ACTUAL 2017-2018</u>	<u>TENTATIVE BUDGET 2018-2019</u>	<u>CHANGE AMOUNT</u>	<u>PERCENT</u>
CAPITAL OUTLAY					
Site Improvements	\$ 0	\$ 2,600	\$ 0	\$ (2,600)	-100%
Buildings and Additions	1,200	26,669	1,200	(25,469)	-96%
Library Books	146,586	84,354	158,183	73,829	88%
Equipment	1,015,961	839,188	1,022,701	183,513	22%
Lease/Purchase	479,000	477,518	435,201	(42,317)	-9%
TOTAL CAPITAL OUTLAY	\$ 1,642,747	\$ 1,430,329	\$ 1,617,285	\$ 186,956	13%
ONE-TIME EXPENDITURES FOR MANDATED COSTS AND BUSINESS PROCESS REVIEWS					
Academic Hourly Non-Instructional Salaries	\$ 14,014	\$ 578	\$ 13,899	\$ 13,321	2305%
Classified Hourly Non-Instructional Salaries	149,173	18,316	0	(18,316)	-100%
Classified Hourly Instructional Salaries	4,186	8,846	0	(8,846)	-100%
Benefits	22,878	3,652	3,058	(594)	-16%
Fuel	0	106	0	(106)	-100%
Hospitality	11,051	13,792	0	(13,792)	-100%
Other Supplies	6,824	20,649	0	(20,649)	-100%
Professional Services	4,254,223	889,697	770,172	(119,525)	-13%
Travel and Conferences	10,748	14,879	5,000	(9,879)	-66%
Staff Development	48	1,988	0	(1,988)	-100%
Rents, Building Repair, Maintenance and Equipment Repair	748	650	0	(650)	-100%
Insurance	0	789	0	(789)	-100%
Fingerprinting	9,032	0	9,030	9,030	na
Online Software Licensing	2,256	31,407	0	(31,407)	-100%
Other Services and Expenses	166,202	6,737	54,691	47,954	712%
Buildings and Additions	851	2,522	0	(2,522)	-100%
Equipment	385,288	289,763	0	(289,763)	-100%
TOTAL ONE-TIME EXPENDITURES	\$ 5,037,522	\$ 1,304,371	\$ 855,850	\$ (448,521)	-34%
TOTAL EXPENDITURES	\$ 137,546,105	\$ 134,432,891	\$ 139,143,410	\$ 4,710,519	4%

**Long Beach Community College District
2018-2019 Tentative Budget
Unrestricted General Fund**

	<u>ADOPTED BUDGET 2017-2018</u>	<u>ESTIMATED ACTUAL 2017-2018</u>	<u>TENTATIVE BUDGET 2018-2019</u>	<u>CHANGE AMOUNT</u>	<u>PERCENT</u>
OTHER OUTGO					
INTERFUND TRANSFERS OUT					
To Child and Adult Development Fund	\$ 150,000	\$ 150,000	\$ 150,000	\$ 0	0%
To Self Insurance Fund	1,186,000	1,186,000	1,186,000	0	0%
To Student Financial Aid Fund					
Return to Title IV District Contribution	45,600	110,000	45,600	(64,400)	-59%
TOTAL OTHER OUTGO	\$ 1,381,600	\$ 1,446,000	\$ 1,381,600	\$ (64,400)	-4%
TOTAL EXPENDITURES & OTHER OUTGO	\$ 138,927,705	\$ 135,878,891	\$ 140,525,010	\$ 4,646,119	3%
OPERATING SURPLUS/(DEFICIT)	\$ (8,753,579)	\$ (4,763,518)	\$ (6,696,569)	\$ (1,933,051)	41%
Plus Beginning Balance	30,472,700	30,472,700	25,709,182	(4,763,518)	-16%
ENDING BALANCE	\$ 21,719,121	\$ 25,709,182	\$ 19,012,613	\$ (6,696,569)	-26%
FUND BALANCE CLASSIFICATIONS					
Unassigned Reserves					
Board Mandated Reserve	\$ 7,641,024	\$ 7,473,339	\$ 7,728,876	\$ 255,537	3%
Additional Reserve for Institutional Effectiveness Goal	10,222,701	10,735,055	5,394,799	(5,340,256)	-50%
Assigned Reserves					
Reserve for Business Process Reviews	0	3,519,301	2,877,301	(642,000)	-18%
Reserve for One-time Mandated Costs Carryover to 2017-18	0	213,850	0	(213,850)	-100%
Reserve for New Full-Time Faculty (32 for 2017-18 & 7 for 2018-19)	864,000	756,000	0	(756,000)	-100%
Vacation and Loadbanking Reserve	2,991,396	3,011,637	3,011,637	0	0%
TOTAL FUND BALANCE	\$ 21,719,121	\$ 25,709,182	\$ 19,012,613	\$ (6,696,569)	-26%

**Long Beach Community College District
2018-2019 Tentative Budget**

Restricted General Fund

The Restricted General Fund contains budgets for the federal and state categorical programs, grants, student health, and parking programs. The use of revenues for these programs is restricted to specific purposes. For example, student health fee revenues can only be used to support programs to improve students' health. Similarly, restricted lottery revenue can only be used to purchase instructional materials.

Revenue

Revenues are broken down by funding source: federal, state and local. In some cases, the funding agency requires local matching funds. For example, the State requires a 4:1 local match for the Deaf/Hard-of-Hearing Grant and a 1:1 match for Student Success and Support Program (SSSP). These matching funds are provided by the Unrestricted General Fund. Generally, grant revenues equal expenditures since most grant funds are not considered earned until appropriate grant expenses have been made. Major new grants in recent years include the Innovation in Higher Education, Strong Workforce Program, College Promise Innovation Grant, Guided Pathways, and Adult Education Regional Consortium.

Indirect Costs

Many of the grant/categorical programs allow the college to use some (typically 4%) of the restricted dollars to pay for indirect (overhead) costs incurred to operate the grant/categorical programs.

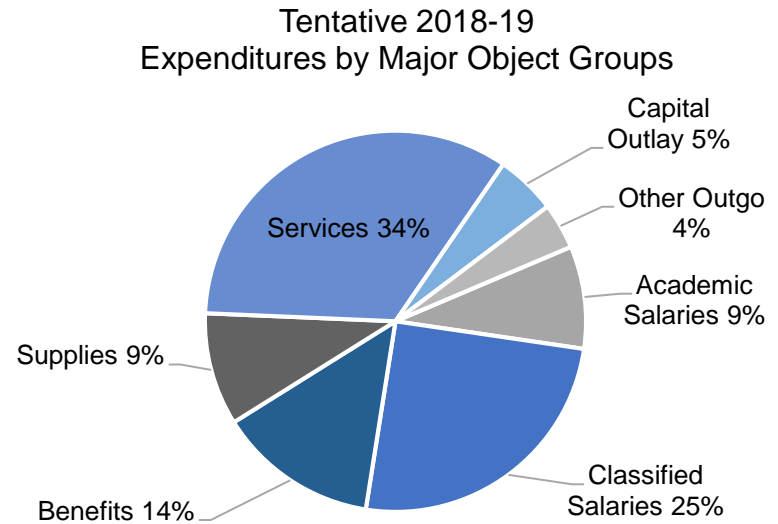
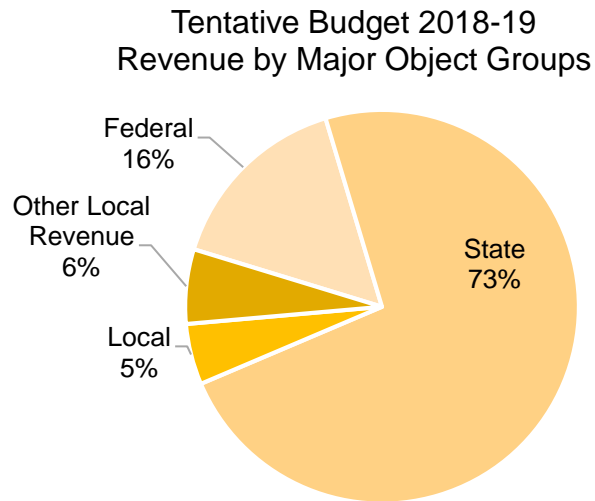
Parking and Student Health Programs

For informational purposes, the Restricted Parking Program Budget and the Student Health Center Budget are presented in detail following the full Restricted General Fund.

Long Beach Community College District
2018-2019 Tentative Budget

Restricted General Fund

The pie charts below present a graphic picture of the Restricted General Fund budgeted revenues and expenditures broken out by the major account groups.



**Long Beach Community College District
2018-2019 Tentative Budget
Restricted General Fund**

	ADOPTED	ESTIMATED	TENTATIVE	CHANGE	
	BUDGET	ACTUAL	BUDGET	AMOUNT	PERCENT
	2017-2018	2017-2018	2018-2019		
BEGINNING BALANCE	\$ 4,479,377	\$ 4,479,377	\$ 4,177,601	\$ (301,776)	-7%
REVENUE					
Federal Revenue					
Federal Work Study	\$ 695,486	\$ 695,486	\$ 677,226	\$ (18,260)	-3%
Foster & Kinship Care (42%)	101,630	97,565	97,565	0	0%
Temporary Assistance for Needy Families (TANF)	126,444	110,453	104,930	(5,523)	-5%
Title IV Upward Bound	145,925	437,515	298,509	(139,006)	-32%
Trio-Student Support Services	247,121	252,518	238,059	(14,459)	-6%
Veterans Chapter 33 Veterans Affairs	180,000	180,000	180,000	0	0%
College Advancement and Economic Development					
Career Technical Education Transitions	41,591	41,591	41,591	0	0%
Layoff Aversion Grant	100,000	100,000	0	(100,000)	-100%
B and B Commerce Market Development Cooperation Program	158,357	89,704	0	(89,704)	-100%
Small Business Development Center Network	5,237,408	2,315,935	2,273,360	(42,575)	-2%
VTEA, Perkins Title I-C	805,537	805,537	805,537	0	0%
Total Federal Revenue	\$ 7,839,499	\$ 5,126,304	\$ 4,716,777	\$ (409,527)	-8%

**Long Beach Community College District
2018-2019 Tentative Budget
Restricted General Fund**

	ADOPTED	ESTIMATED	TENTATIVE	CHANGE	
	BUDGET	ACTUAL	BUDGET	AMOUNT	PERCENT
	<u>2017-2018</u>	<u>2017-2018</u>	<u>2018-2019</u>		
State Restricted Revenue					
Adult Education	\$ 1,135,280	\$ 0	\$ 1,181,827	\$ 1,181,827	na
Basic Skills	381,232	525,939	500,000	(25,939)	-5%
Block Grant Instructional Equipment & Library	703,531	288,565	744,765	456,200	158%
CalWorks	592,406	634,695	602,961	(31,734)	-5%
Campus Safety and Sexual Assault	0	0	34,592	34,592	na
College Promise Innovation Grant	750,000	242,560	0	(242,560)	-100%
Community College Completion Grant	0	414,000	414,000	0	0%
Community Sexual Exploit of Children (CSEC)	0	5,500	5,500	0	0%
Cooperative Agencies Resource for Education	106,968	110,795	98,355	(12,440)	-11%
Disabled Students Programs & Services	1,224,348	1,318,667	1,252,734	(65,933)	-5%
Deaf and Hard of Hearing (DHH)	283,488	305,615	290,334	(15,281)	-5%
DPSS CalWorks Supplemental	160,043	142,896	129,750	(13,146)	-9%
Equal Employment Opportunity	50,000	2,695	40,000	37,305	1384%
Extended Opportunity Programs & Services	1,230,583	1,256,065	1,173,228	(82,837)	-7%
Foster & Kinship Care (58%)	140,347	134,733	134,733	0	0%
Full-Time Student Success Grant	854,151	1,230,000	720,390	(509,610)	-41%
Guided Pathways	133,720	313,611	684,328	370,717	118%
Hunger Free Campus Support	0	13,000	0	(13,000)	-100%
Institutional Effectiveness Partnership Initiative	0	2,090	0	(2,090)	-100%
Institutional Effectiveness Partnership Leadership Development Funding	50,000	50,000	0	(50,000)	-100%
Mental Health Services	0	0	136,020	136,020	na
Pritzker Foster Care Initiative	0	17,471	0	(17,471)	-100%
Restricted Lottery	1,026,336	0	896,736	896,736	na
SB 1070 - CTE Pathways Program	0	5,000	0	(5,000)	-100%
Strong Workforce Program	1,652,358	0	1,915,329	1,915,329	na
Strong Workforce Regional Funding	363,150	111,990	0	(111,990)	-100%
STRS On-Behalf Payments	190,581	190,581	235,681	45,100	24%

**Long Beach Community College District
2018-2019 Tentative Budget
Restricted General Fund**

	ADOPTED	ESTIMATED	TENTATIVE	CHANGE	
	BUDGET	ACTUAL	BUDGET	AMOUNT	PERCENT
	2017-2018	2017-2018	2018-2019		
Student Equity Program	\$ 1,979,423	\$ 2,024,354	\$ 2,424,793	\$ 400,439	20%
Student Financial Aid Administration Allowance	867,372	862,526	862,526	0	0%
Student Success and Support Program Credit	2,649,810	3,072,924	3,146,650	73,726	2%
Student Success and Support Program Non-Credit	114,069	141,357	141,357	0	0%
Teacher Preparation Pipeline Program (Education Futures Initiative)	0	0	240,000	240,000	na
College Advancement and Economic Development					
California Apprenticeship Initiative Program	\$ 0	\$ 92,070	\$ 406,058	\$ 313,988	341%
CSULA Construction Pre-Apprenticeship Program	0	39,853	95,147	55,294	139%
CA SBDC SSC Training	0	63,265	0	(63,265)	-100%
Deputy Sector Navigator (CTE Pathways Program)	0	183,149	51,851	(131,298)	-72%
GO-BIZ Capital Infusion Grant	0	814,750	0	(814,750)	-100%
Heavy Duty Equipment Pre-Apprenticeship Program	277,424	237,800	261,097	23,297	10%
IDRC Truck Driving	310,820	310,820	0	(310,820)	-100%
Port of Long Beach CEC	0	20,800	44,700	23,900	115%
Veterans Services Program	0	25,872	48,986	23,114	89%
Foundation Grants					
Model Approaches to Partnership in Parenting/Family to Family Program	\$ 26,900	\$ 0	\$ 16,000	\$ 16,000	na
Total State Restricted Revenue	\$ 17,254,340	\$ 15,206,008	\$ 18,930,428	\$ 3,724,420	24%
Local Revenue					
Anthem Blue Cross Wellness Program	\$ 25,000	\$ 668	\$ 25,000	\$ 24,332	3643%
CA Endowment Health Path	252,295	0	0	0	na
Child Development Consortium	20,000	25,000	25,000	0	0%
College Promise Tours	25,000	25,000	0	(25,000)	-100%
Japanese Foundation Los Angeles	800	800	0	(800)	-100%
LBCC Auxiliary Student Success Grant	0	52,181	0	(52,181)	-100%
Puente	1,500	1,500	1,500	0	0%
Public Education & Government - City of Long Beach	113,197	0	106,189	106,189	na
Region 8 Conference	0	650	15,700	15,050	2315%

**Long Beach Community College District
2018-2019 Tentative Budget
Restricted General Fund**

	ADOPTED	ESTIMATED	TENTATIVE	CHANGE	
	BUDGET	ACTUAL	BUDGET	AMOUNT	PERCENT
	2017-2018	2017-2018	2018-2019		
College Advancement and Economic Development					
10,000 Small Business Program	\$ 0	\$ 476,339	\$ 1,003,113	\$ 526,774	111%
Entrepreneur-In Residence Program	35,719	35,719	0	(35,719)	-100%
Innovation Fund America	34,008	56,324	0	(56,324)	-100%
SBDC -LEAD Center Match MUFG Union Bank	94,369	34,948	0	(34,948)	-100%
Total Local Revenue	\$ 601,888	\$ 709,129	\$ 1,176,502	\$ 467,373	66%
Other Local Revenue					
Parking Permits and Meters	\$ 1,125,000	\$ 1,125,000	\$ 1,125,000	\$ 0	0%
Student Health Fees	1,150,000	1,234,796	1,234,796	0	0%
Total Other Local Revenue	\$ 2,275,000	\$ 2,359,796	\$ 2,359,796	\$ 0	0%
Prior Year Carryover					
Federal Revenue					
Federal Work Study	\$ 9,219	\$ 0	\$ 0	\$ 0	na
B and B Commerce Market Development Cooperation Program	0	0	12,937	12,937	na
Small Business Development Center Network	1,313,461	1,313,461	1,304,673	(8,788)	-1%
Trade Adjustment Assistance Community College Career Training (TAACCCT)	354,334	354,334	0	(354,334)	-100%
Total Federal Revenue	\$ 1,677,014	\$ 1,667,795	\$ 1,317,610	\$ (350,185)	-21%

**Long Beach Community College District
2018-2019 Tentative Budget
Restricted General Fund**

	ADOPTED	ESTIMATED	TENTATIVE	CHANGE	
	BUDGET	ACTUAL	BUDGET	AMOUNT	PERCENT
	<u>2017-2018</u>	<u>2017-2018</u>	<u>2018-2019</u>		
State Revenue					
Adult Education	\$ 2,014,981	\$ 1,027,674	\$ 2,122,587	\$ 1,094,913	107%
Basic Skills	111,631	111,631	240,038	128,407	115%
Block Grant Instructional Equipment & Library	289,555	289,555	350,891	61,336	21%
CCPT AMETLLC Consortium	6,851,758	6,851,758	0	(6,851,758)	-100%
College Promise Innovation Grant	0	0	507,440	507,440	na
CTE Data Unlock Funding	22,755	4,619	18,136	13,517	293%
Deputy Sector Navigator (CTE Pathways Program)	74,822	45,700	0	(45,700)	-100%
Equal Employment Opportunity	30,511	30,511	47,305	16,794	55%
Guided Pathways	0	0	256,662	256,662	na
Hunger Free Campus Support	0	0	27,805	27,805	na
IDRC Truck Driving	118,199	118,199	0	(118,199)	-100%
Innovation in Higher Education	1,374,647	641,230	733,417	92,187	14%
Institutional Effectiveness Partnership Initiative	0	0	197,910	197,910	na
Model Approaches to Partnership in Parenting/Family to Family Program	28,561	9,630	45,831	36,201	376%
Pritzker Foster Care Initiative	0	0	22,529	22,529	na
Restricted Lottery	1,349,363	892,536	1,483,163	590,627	66%
SB 1070 - CTE Pathways Program	0	0	12,000	12,000	na
Strong Workforce Program	1,555,002	948,553	2,521,778	1,573,225	166%
Strong Workforce Regional Funding	0	0	251,160	251,160	na
Student Equity Program	1,324,408	1,324,408	400,439	(923,969)	-70%
Student Success and Support Program Credit	321,914	321,914	73,726	(248,188)	-77%
Total State Revenue	\$ 15,468,107	\$ 12,617,918	\$ 9,312,817	\$ (3,305,101)	-26%

**Long Beach Community College District
2018-2019 Tentative Budget
Restricted General Fund**

	ADOPTED BUDGET 2017-2018	ESTIMATED ACTUAL 2017-2018	TENTATIVE BUDGET 2018-2019	CHANGE	
				AMOUNT	PERCENT
Local Revenue					
10,000 Small Business Program	\$ 1,374,863	\$ 1,174,241	\$ 1,869	\$ (1,172,372)	-100%
Anthem Blue Cross Wellness Program	25,198	25,198	24,332	(866)	-3%
Blackstone Charitable Fund	45,000	45,000	0	(45,000)	-100%
CA Endowment Health Path	211,677	40,299	423,673	383,374	951%
College Access Foundation Program	1,697	1,697	0	(1,697)	-100%
James Irvine Grant	95,795	54,808	40,987	(13,821)	-25%
Public Education & Government - City of Long Beach	69,148	38,218	137,119	98,901	259%
Smoke Free Truth Initiative	4,827	3,189	1,638	(1,551)	-49%
SBDC -LEAD Center Match MUFG Union Bank	0	0	124,039	124,039	na
Total Local Revenue	<u>\$ 1,828,205</u>	<u>\$ 1,382,650</u>	<u>\$ 753,657</u>	<u>\$ (628,993)</u>	<u>-45%</u>
Total Prior Year Carryover	\$ 18,973,326	\$ 15,668,363	\$ 11,384,084	\$ (4,284,279)	-27%
TOTAL REVENUE	<u>\$ 46,944,053</u>	<u>\$ 39,069,600</u>	<u>\$ 38,567,587</u>	<u>\$ (502,013)</u>	<u>-1%</u>
EXPENDITURES					
ACADEMIC SALARIES					
Academic Administrator Salaries	\$ 424,655	\$ 428,025	\$ 778,623	\$ 350,598	82%
Department Head/Coordinator Salaries	559,255	311,072	567,274	256,202	82%
Full Time Counselor Salaries	981,365	847,690	894,901	47,211	6%
Academic Hourly Instructional Salaries	113,530	141,358	126,159	(15,199)	-11%
Academic Hourly Non-Instructional Salaries	1,011,822	1,471,738	1,029,111	(442,627)	-30%
TOTAL ACADEMIC SALARIES	<u>\$ 3,090,627</u>	<u>\$ 3,199,883</u>	<u>\$ 3,396,068</u>	<u>\$ 196,185</u>	<u>6%</u>

**Long Beach Community College District
2018-2019 Tentative Budget
Restricted General Fund**

	ADOPTED	ESTIMATED	TENTATIVE	CHANGE	
	BUDGET	ACTUAL	BUDGET	AMOUNT	PERCENT
	<u>2017-2018</u>	<u>2017-2018</u>	<u>2018-2019</u>		
CLASSIFIED SALARIES					
Classified Non-Instructional Salaries	\$ 4,621,369	\$ 4,271,366	\$ 4,923,974	\$ 652,608	15%
Classified Manager/Supervisor Salaries	2,768,359	2,419,600	2,373,704	(45,896)	-2%
Classified Instructional Salaries	15,400	31,052	16,308	(14,744)	-47%
Classified Hourly Non-Instructional Salaries	1,504,969	2,087,978	1,677,008	(410,970)	-20%
Classified Hourly Instructional Salaries	572,188	759,383	822,788	63,405	8%
TOTAL CLASSIFIED SALARIES	<u>\$ 9,482,285</u>	<u>\$ 9,569,379</u>	<u>\$ 9,813,782</u>	<u>\$ 244,403</u>	<u>3%</u>
BENEFITS	\$ 5,090,927	\$ 4,770,552	\$ 5,307,601	\$ 537,049	11%
SUPPLIES AND MATERIALS					
Instructional Supplies	\$ 2,368,842	\$ 1,049,663	\$ 2,361,807	\$ 1,312,144	125%
Fuel	3,390	4,134	3,200	(934)	-23%
Hospitality	362,515	263,698	190,664	(73,034)	-28%
Other Supplies	809,309	664,085	1,173,770	509,685	77%
TOTAL SUPPLIES AND MATERIALS	<u>\$ 3,544,056</u>	<u>\$ 1,981,580</u>	<u>\$ 3,729,441</u>	<u>\$ 1,747,861</u>	<u>88%</u>

**Long Beach Community College District
2018-2019 Tentative Budget
Restricted General Fund**

	ADOPTED BUDGET 2017-2018	ESTIMATED ACTUAL 2017-2018	TENTATIVE BUDGET 2018-2019	CHANGE AMOUNT	PERCENT
CONTRACT SERVICES AND OPERATING EXPENSES					
Professional Services	\$ 15,199,044	\$ 12,177,518	\$ 5,034,510	\$ (7,143,008)	-59%
Travel and Conferences	550,489	483,699	361,081	(122,618)	-25%
Staff Development	13,608	2,000	6,608	4,608	230%
Dues and Memberships	49,400	30,919	24,732	(6,187)	-20%
Insurance	130,000	126,858	130,300	3,442	3%
Utilities	1,861	2,357	1,500	(857)	-36%
Rents, Building Repair, Maintenance and Equipment Repair	201,770	219,718	240,649	20,931	10%
Fingerprinting	7,082	5,026	4,556	(470)	-9%
Postage	14,120	22,931	3,862	(19,069)	-83%
Online Software Licensing	602,608	544,964	399,629	(145,335)	-27%
Credit Card Fees	15,000	15,000	12,000	(3,000)	-20%
Other Services and Expenses	4,059,450	385,145	5,992,030	5,606,885	1456%
Indirect Costs	1,100,672	961,580	1,006,534	44,954	5%
TOTAL CONTRACT SERVICES AND OPERATING EXPENSES	\$ 21,945,104	\$ 14,977,715	\$ 13,217,991	\$ (1,759,724)	-12%
CAPITAL OUTLAY					
Building Fixtures	\$ 3,000	\$ 16,695	\$ 3,000	\$ (13,695)	-82%
Library Books	40,038	14,307	0	(14,307)	-100%
Equipment	2,029,332	1,860,051	1,999,659	139,608	8%
Lease/Purchase	0	950	0	(950)	-100%
TOTAL CAPITAL OUTLAY	\$ 2,072,370	\$ 1,892,003	\$ 2,002,659	\$ 110,656	6%
TOTAL EXPENDITURES	\$ 45,225,369	\$ 36,391,112	\$ 37,467,542	\$ 1,076,430	3%

**Long Beach Community College District
2018-2019 Tentative Budget
Restricted General Fund**

	ADOPTED BUDGET 2017-2018	ESTIMATED ACTUAL 2017-2018	TENTATIVE BUDGET 2018-2019	CHANGE AMOUNT	PERCENT
OTHER OUTGO					
Payments to Students	\$ 907,309	\$ 1,336,264	\$ 384,483	\$ (951,781)	-71%
INTERFUND TRANSFERS OUT					
To Student Financial Aid Fund	854,151	1,644,000	1,134,390	(509,610)	-31%
TOTAL OTHER OUTGO	\$ 1,761,460	\$ 2,980,264	\$ 1,518,873	\$ (1,461,391)	-49%
TOTAL EXPENDITURES & OTHER OUTGO	\$ 46,986,829	\$ 39,371,376	\$ 38,986,415	\$ (384,961)	-1%
OPERATING SURPLUS/(DEFICIT)	\$ (42,776)	\$ (301,776)	\$ (418,828)	\$ (117,052)	39%
Plus Beginning Balance	4,479,377	4,479,377	4,177,601	(301,776)	-7%
ENDING BALANCE	\$ 4,436,601	\$ 4,177,601	\$ 3,758,773	\$ (418,828)	-10%
FUND BALANCE CLASSIFICATIONS					
Restricted Reserves					
Reserve for Basic Skills	\$ 147,527	\$ 0	\$ 0	\$ 0	na
Reserve for Parking Program	3,454,771	3,454,771	3,405,650	(49,121)	-1%
Reserve for Student Health Fees	834,303	722,830	303,123	(419,707)	-58%
Reserve for Student Equity	0	0	50,000	50,000	na
TOTAL FUND BALANCE	\$ 4,436,601	\$ 4,177,601	\$ 3,758,773	\$ (418,828)	-10%

**Long Beach Community College District
2018-2019 Tentative Budget
Restricted Parking Program**

	ADOPTED	ESTIMATED	TENTATIVE	CHANGE	
	BUDGET	ACTUAL	BUDGET	AMOUNT	PERCENT
	2017-2018	2017-2018	2018-2019		
BEGINNING BALANCE	<u>\$ 3,489,331</u>	<u>\$ 3,489,331</u>	<u>\$ 3,454,771</u>	<u>\$ (34,560)</u>	<u>-1%</u>
REVENUE					
Other Local Revenue					
Parking Permits and Meters	\$ 1,125,000	\$ 1,125,000	\$ 1,125,000	\$ 0	0%
TOTAL REVENUE	<u>\$ 1,125,000</u>	<u>\$ 1,125,000</u>	<u>\$ 1,125,000</u>	<u>\$ 0</u>	<u>0%</u>
EXPENDITURES					
CLASSIFIED SALARIES					
Classified Non-Instructional Salaries	\$ 106,105	\$ 106,105	\$ 115,289	\$ 9,184	9%
Classified Manager/Supervisor Salaries	15,224	15,224	15,096	(128)	-1%
Classified Hourly Non-Instructional Salaries	104,000	104,000	84,000	(20,000)	-19%
TOTAL CLASSIFIED SALARIES	<u>\$ 225,329</u>	<u>\$ 225,329</u>	<u>\$ 214,385</u>	<u>\$ (10,944)</u>	<u>-5%</u>
BENEFITS	\$ 75,398	\$ 75,398	\$ 77,880	\$ 2,482	3%
SUPPLIES AND MATERIALS					
Fuel	\$ 3,000	\$ 3,000	\$ 3,000	\$ 0	0%
Other Supplies	90,700	90,700	90,700	0	0%
TOTAL SUPPLIES AND MATERIALS	<u>\$ 93,700</u>	<u>\$ 93,700</u>	<u>\$ 93,700</u>	<u>\$ 0</u>	<u>0%</u>

**Long Beach Community College District
2018-2019 Tentative Budget
Restricted Parking Program**

	ADOPTED BUDGET 2017-2018	ESTIMATED ACTUAL 2017-2018	TENTATIVE BUDGET 2018-2019	CHANGE	
				AMOUNT	PERCENT
CONTRACT SERVICES AND OPERATING EXPENSES					
Professional Services	\$ 180,000	\$ 180,000	\$ 200,000	\$ 20,000	11%
Rents, Building Repair, Maintenance and Equipment Repair	172,000	172,000	184,000	12,000	7%
Fingerprinting	200	200	200	0	0%
Postage	200	200	200	0	0%
Credit Card Fees	15,000	15,000	12,000	(3,000)	-20%
Other Services and Expenses	122,000	122,000	125,000	3,000	2%
Indirect Costs	240,733	240,733	243,756	3,023	1%
TOTAL CONTRACT SERVICES AND OPERATING EXPENSES	\$ 730,133	\$ 730,133	\$ 765,156	\$ 35,023	5%
CAPITAL OUTLAY					
Building Fixtures	\$ 3,000	\$ 3,000	\$ 3,000	\$ 0	0%
Equipment	32,000	32,000	20,000	(12,000)	-38%
TOTAL CAPITAL OUTLAY	\$ 35,000	\$ 35,000	\$ 23,000	\$ (12,000)	-34%
TOTAL EXPENDITURES	\$ 1,159,560	\$ 1,159,560	\$ 1,174,121	\$ 14,561	1%
OPERATING SURPLUS/(DEFICIT)	\$ (34,560)	\$ (34,560)	\$ (49,121)	\$ (14,561)	42%
Plus Beginning Balance	3,489,331	3,489,331	3,454,771	(34,560)	-1%
ENDING BALANCE	\$ 3,454,771	\$ 3,454,771	\$ 3,405,650	\$ (49,121)	-1%

**Long Beach Community College District
2018-2019 Tentative Budget
Student Health Centers**

	ADOPTED	ESTIMATED	TENTATIVE	CHANGE	
	BUDGET	ACTUAL	BUDGET	AMOUNT	PERCENT
	2017-2018	2017-2018	2018-2019		
BEGINNING BALANCE	<u>\$ 990,046</u>	<u>\$ 990,046</u>	<u>\$ 722,830</u>	<u>\$ (267,216)</u>	<u>-27%</u>
REVENUE					
Other Local Revenue					
Student Health Fees	\$ 1,150,000	\$ 1,234,796	\$ 1,234,796	\$ 0	0%
TOTAL REVENUE	<u>\$ 1,150,000</u>	<u>\$ 1,234,796</u>	<u>\$ 1,234,796</u>	<u>\$ 0</u>	<u>0%</u>
EXPENDITURES					
ACADEMIC SALARIES					
Academic Hourly Non-Instructional Salaries	\$ 64,000	\$ 39,214	\$ 64,000	\$ 24,786	63%
CLASSIFIED SALARIES					
Classified Non-Instructional Salaries	\$ 516,418	\$ 575,000	\$ 642,285	\$ 67,285	12%
Classified Manager/Supervisor Salaries	53,886	53,886	82,500	28,614	53%
Classified Hourly Non-Instructional Salaries	8,448	166,300	86,000	(80,300)	-48%
TOTAL CLASSIFIED SALARIES	<u>\$ 578,752</u>	<u>\$ 795,186</u>	<u>\$ 810,785</u>	<u>\$ 15,599</u>	<u>2%</u>
BENEFITS	\$ 305,393	\$ 350,586	\$ 401,288	\$ 50,702	14%
SUPPLIES AND MATERIALS					
Hospitality	\$ 3,000	\$ 2,000	\$ 8,000	\$ 6,000	300%
Other Supplies	65,000	37,400	55,000	17,600	47%
TOTAL SUPPLIES AND MATERIALS	<u>\$ 68,000</u>	<u>\$ 39,400</u>	<u>\$ 63,000</u>	<u>\$ 23,600</u>	<u>60%</u>

**Long Beach Community College District
2018-2019 Tentative Budget
Student Health Centers**

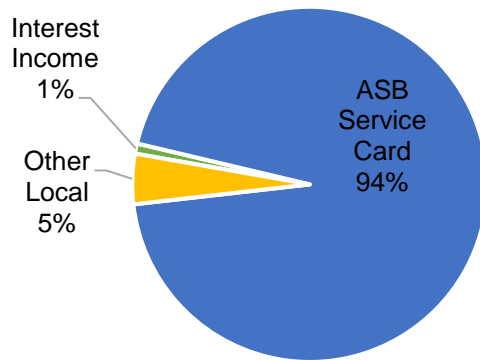
	ADOPTED BUDGET 2017-2018	ESTIMATED ACTUAL 2017-2018	TENTATIVE BUDGET 2018-2019	CHANGE	
				AMOUNT	PERCENT
CONTRACT SERVICES AND OPERATING EXPENSES					
Professional Services	\$ 18,000	\$ 12,084	\$ 22,000	\$ 9,916	82%
Travel and Conferences	10,000	4,000	10,000	6,000	150%
Staff Development	3,000	2,000	6,000	4,000	200%
Dues and Memberships	3,000	750	2,000	1,250	167%
Insurance	130,000	125,000	130,000	5,000	4%
Online Software Licensing	25,000	25,000	17,000	(8,000)	-32%
Indirect Costs	91,098	104,792	115,430	10,638	10%
TOTAL CONTRACT SERVICES AND OPERATING EXPENSES	\$ 280,098	\$ 273,626	\$ 302,430	\$ 28,804	11%
CAPITAL OUTLAY					
Equipment	\$ 9,500	\$ 4,000	\$ 13,000	\$ 9,000	225%
TOTAL EXPENDITURES	\$ 1,305,743	\$ 1,502,012	\$ 1,654,503	\$ 152,491	10%
OPERATING SURPLUS/(DEFICIT)	\$ (155,743)	\$ (267,216)	\$ (419,707)	\$ (152,491)	57%
Plus Beginning Balance	990,046	990,046	722,830	(267,216)	-27%
ENDING BALANCE	\$ 834,303	\$ 722,830	\$ 303,123	\$ (419,707)	-58%

Long Beach Community College District
2018-2019 Tentative Budget

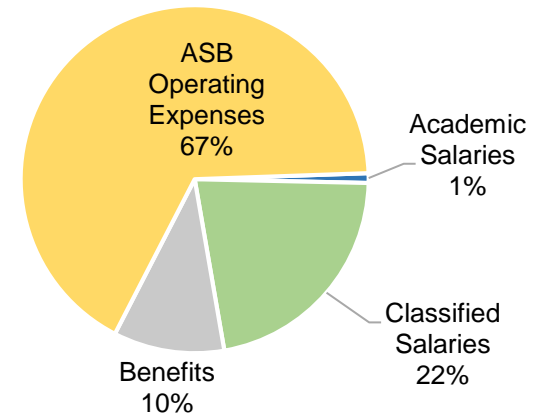
Associated Student Body Fund

The Associated Student Body Fund is used to account for moneys held in trust by the district for organized student body associations established pursuant to EC §76060. The fund is supported by student fee and fundraising revenue. The fund also includes student clubs, which are accounted for in liability trust accounts.

Tentative Budget 2018-19
Revenue by Major Object Groups



Tentative Budget 2018-19
Expenditures by Major Object Groups



**Long Beach Community College District
2018-2019 Tentative Budget
Associated Student Body Fund**

	ADOPTED	ESTIMATED	TENTATIVE	CHANGE	
	BUDGET	ACTUAL	BUDGET	AMOUNT	PERCENT
	2017-2018	2017-2018	2018-2019		
BEGINNING BALANCE	\$ <u>2,576,156</u>	\$ <u>2,576,156</u>	\$ <u>2,569,510</u>	\$ <u>(6,646)</u>	<u>0%</u>
REVENUE					
Local Revenue					
College Services Card Fee	\$ 930,000	\$ 898,000	\$ 930,000	\$ 32,000	4%
Other Local Income	10,000	39,000	45,000	6,000	15%
Interest & Investment Income	11,500	9,070	9,100	30	0%
TOTAL REVENUE	\$ <u>951,500</u>	\$ <u>946,070</u>	\$ <u>984,100</u>	\$ <u>38,030</u>	<u>4%</u>
EXPENDITURES					
ACADEMIC SALARIES					
Academic Hourly Non-Instructional Salaries	\$ 9,910	\$ 8,100	\$ 10,395	\$ 2,295	28%
CLASSIFIED SALARIES					
Classified Non-Instructional Salaries	\$ 220,450	\$ 168,447	\$ 220,450	\$ 52,003	31%
Classified Hourly Non-Instructional Salaries	32,056	29,699	32,279	2,580	9%
TOTAL CLASSIFIED SALARIES	\$ <u>252,506</u>	\$ <u>198,146</u>	\$ <u>252,729</u>	\$ <u>54,583</u>	<u>28%</u>
BENEFITS	\$ 118,821	91,470	\$ 118,848	\$ 27,378	30%

**Long Beach Community College District
2018-2019 Tentative Budget
Associated Student Body Fund**

	ADOPTED BUDGET 2017-2018	ESTIMATED ACTUAL 2017-2018	TENTATIVE BUDGET 2018-2019	CHANGE	
				AMOUNT	PERCENT
CONTRACT SERVICES AND OPERATING EXPENSES					
Other Services and Expenses	\$ 746,111	\$ 655,000	\$ 770,763	\$ 115,763	18%
TOTAL EXPENDITURES	\$ 1,127,348	\$ 952,716	\$ 1,152,735	\$ 200,019	21%
OPERATING SURPLUS/(DEFICIT)	\$ (175,848)	\$ (6,646)	\$ (168,635)	\$ (161,989)	2438%
Plus Beginning Balance	2,576,156	2,576,156	2,569,510	(6,646)	0%
ENDING BALANCE	\$ 2,400,308	\$ 2,569,510	\$ 2,400,875	\$ (168,635)	-7%
FUND BALANCE CLASSIFICATIONS					
Restricted Reserve	\$ 2,400,308	\$ 2,569,510	\$ 2,400,875	\$ (168,635)	-7%

**Long Beach Community College District
2018-2019 Tentative Budget**

Capital Projects Fund

Revenue

Primary revenue sources for the Capital Projects Fund are state capital project funds, scheduled maintenance block grant, interfund transfers, interest earnings, redevelopment fee revenue, international student capital outlay fees, nonresident capital outlay fees, and rental income.

Redevelopment fee revenue received under AB1290 must be split between property tax revenue and capital revenue. 47.5% of AB1290 revenue is unrestricted, but must be reported as property taxes and applied against the District's apportionment revenue in the Unrestricted General Fund. The remaining 52.5% of AB1290 revenue is restricted, and must be used "for educational facilities," including furnishings, fixtures, and equipment normally associated with such facilities. Accordingly, it is recorded as revenue in the Capital Projects Fund. The Governor eliminated the state's Redevelopment Agencies (RDAs) as of February 1, 2012. Successor Agencies have been established to wind down the activities of the RDAs. Now current and future pass-through payments come to school districts through the Auditor-Controller.

Education Code Section 76141 allows districts to charge nonresident and international students a capital outlay fee. Revenue from the capital outlay fee can be expended only for purposes of capital outlay, maintenance, and equipment. Therefore, the capital outlay fees collected from nonresident and international student fees are recorded in the Capital Projects Fund.

In November 2016, voters approved Proposition 51 to authorize the sale of state construction bonds. The State Budget includes funding for construction projects including our Buildings M and N restoration project at LAC and the Construction Trades 1 project at PCC. Funding from State Capital Outlay funds are included in the 2018-19 budget for work on those projects.

Reserves

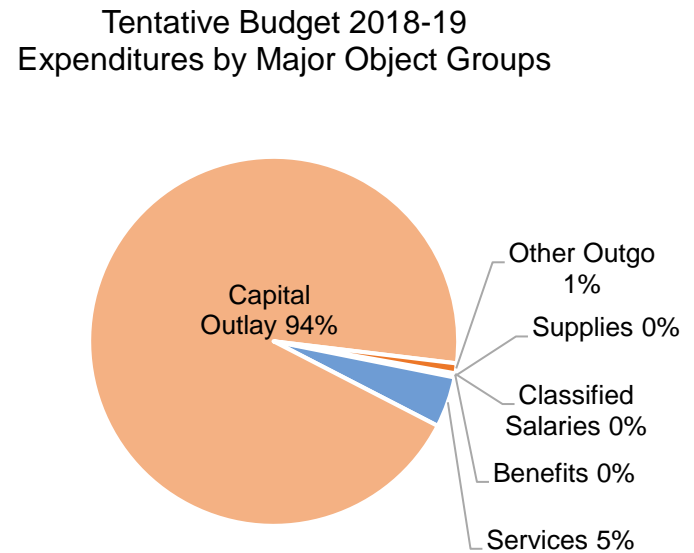
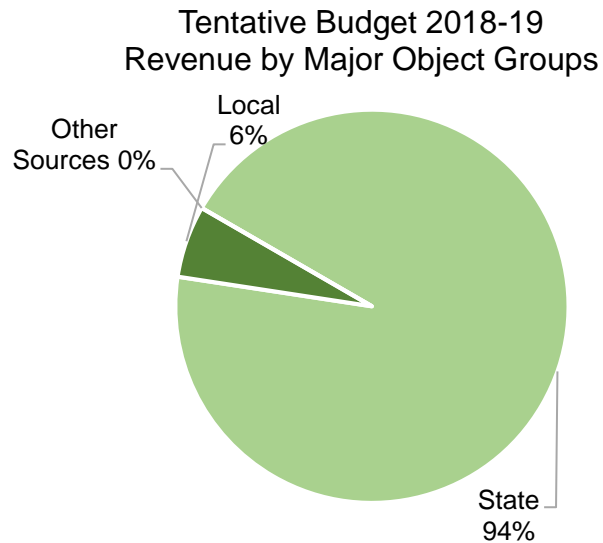
A \$5.0 million reserve established by the Board in 1986 is included in the Capital Projects Fund. The source of the reserve is the sale of excess property at LAC in 1987-88 and at PCC in 1988-89. In 2004-05, \$1.7 million was loaned (interest free) to the Veterans' Stadium Operations Fund for stadium improvements. The

Long Beach Community College District
2018-2019 Tentative Budget

Capital Projects Fund

Veterans' Stadium Fund repaid \$100,000 annually from fiscal year 2005-06 to 2008-09. \$150,000 was repaid in fiscal years 2009-10 through 2016-17. \$100,000 was repaid in 2017-18 as the final payment of this loan.

The pie charts below present a graphic picture of the Capital Projects Fund budgeted revenues and expenditures broken out by the major account groups.



**Long Beach Community College District
2018-2019 Tentative Budget
Capital Projects Fund**

	ADOPTED	ESTIMATED	TENTATIVE	CHANGE	
	BUDGET	ACTUAL	BUDGET	AMOUNT	PERCENT
	2017-2018	2017-2018	2018-2019		
BEGINNING BALANCE	<u>\$ 23,606,325</u>	<u>\$ 23,606,325</u>	<u>\$ 20,987,797</u>	<u>\$ (2,618,528)</u>	<u>-11%</u>
REVENUE					
State					
Buildings M & N Project	\$ 954,000	\$ 350,000	\$ 27,410,000	\$ 27,060,000	7731%
Clean Energy Job Creation Act (Proposition 39)	713,279	713,279	0	(713,279)	-100%
Construction Trades 1 Pacific Coast Campus	363,000	363,448	231,686	(131,762)	-36%
Scheduled Maintenance - Block Grant	703,531	639,456	1,737,785	1,098,329	172%
Total State Revenue	<u>\$ 2,733,810</u>	<u>\$ 2,066,183</u>	<u>\$ 29,379,471</u>	<u>\$ 27,313,288</u>	<u>1322%</u>
Local Revenue					
Interest	\$ 250,000	\$ 250,000	\$ 250,000	\$ 0	0%
Energy Rebate Program	100,000	50,000	100,000	50,000	100%
Redevelopment Revenue	700,000	700,000	700,000	0	0%
International Student Fees	160,000	100,000	100,000	0	0%
Nonresident Tuition Fees	200,000	100,000	100,000	0	0%
Proceeds from Sale of Land	0	35,000	0	(35,000)	-100%
Rent from East Campus (Los Coyotes)	600,000	600,000	600,000	0	0%
Total Local Revenue	<u>\$ 2,010,000</u>	<u>\$ 1,835,000</u>	<u>\$ 1,850,000</u>	<u>\$ 15,000</u>	<u>1%</u>
TOTAL REVENUE	<u>\$ 4,743,810</u>	<u>\$ 3,901,183</u>	<u>\$ 31,229,471</u>	<u>\$ 27,328,288</u>	<u>701%</u>
OTHER FINANCING SOURCES					
INTERFUND TRANSFERS IN					
From Stadium Operations Fund (Pre-Existing Loan Payment)	\$ 100,000	\$ 100,000	\$ 0	\$ (100,000)	-100%
TOTAL REVENUE AND OTHER FINANCING SOURCES	<u>\$ 4,843,810</u>	<u>\$ 4,001,183</u>	<u>\$ 31,229,471</u>	<u>\$ 27,228,288</u>	<u>681%</u>

**Long Beach Community College District
2018-2019 Tentative Budget
Capital Projects Fund**

	ADOPTED		ESTIMATED		TENTATIVE		CHANGE	
	BUDGET	ACTUAL	BUDGET	ACTUAL	BUDGET	AMOUNT	PERCENT	
	2017-2018	2017-2018	2018-2019	2018-2019	2018-2019			
EXPENDITURES								
CLASSIFIED SALARIES								
Classified Manager/Supervisor Salaries	\$ 29,333	\$ 29,333	\$ 30,904	\$ 30,904	\$ 30,904	\$ 1,571	5%	
BENEFITS								
BENEFITS	\$ 14,960	\$ 14,960	\$ 16,070	\$ 16,070	\$ 16,070	\$ 1,110	7%	
SUPPLIES AND MATERIALS								
Instructional Supplies	\$ 25	\$ 0	\$ 0	\$ 0	\$ 0	\$ 0	na	
Other Supplies	70,296	78,072	85,000	85,000	85,000	6,928	9%	
TOTAL SUPPLIES AND MATERIALS	\$ 70,321	\$ 78,072	\$ 85,000	\$ 85,000	\$ 85,000	\$ 6,928	9%	
CONTRACT SERVICES AND OPERATING EXPENSES								
Professional Services	\$ 901,979	\$ 441,533	\$ 855,328	\$ 855,328	\$ 855,328	\$ 413,795	94%	
Insurance	122,066	72,066	100,000	100,000	100,000	27,934	39%	
Building Repair, Maintenance and Equipment Repair	712,521	608,521	588,277	588,277	588,277	(20,244)	-3%	
Legal Services	50,000	75,000	50,000	50,000	50,000	(25,000)	-33%	
Postage	0	27	100	100	100	73	270%	
Online Software Licensing - Fusion	25,000	19,357	22,493	22,493	22,493	3,136	16%	
Other Services	40,220	40,662	20,000	20,000	20,000	(20,662)	-51%	
TOTAL CONTRACT SERVICES AND OPERATING EXPENSES	\$ 1,851,786	\$ 1,257,166	\$ 1,636,198	\$ 1,636,198	\$ 1,636,198	\$ 379,032	30%	

**Long Beach Community College District
2018-2019 Tentative Budget
Capital Projects Fund**

	ADOPTED	ESTIMATED	TENTATIVE	CHANGE	
	BUDGET	ACTUAL	BUDGET	AMOUNT	PERCENT
	2017-2018	2017-2018	2018-2019		
CAPITAL OUTLAY					
Site Improvement	\$ 160,000	\$ 109,700	\$ 130,000	\$ 20,300	19%
Buildings and Additions	6,647,829	2,641,499	32,169,611	29,528,112	1118%
Architect Fees	994,000	490,000	814,000	324,000	66%
Engineering Fees	181,000	15,000	176,000	161,000	1073%
Inspection Fees	65,021	50,000	65,000	15,000	30%
Building Fixtures	149,040	181,771	110,000	(71,771)	-39%
Equipment	2,668,392	1,432,210	1,291,133	(141,077)	-10%
TOTAL CAPITAL OUTLAY	\$ 10,865,282	\$ 4,920,180	\$ 34,755,744	\$ 29,835,564	606%
TOTAL EXPENDITURES	\$ 12,831,682	\$ 6,299,711	\$ 36,523,916	\$ 30,224,205	480%
OTHER OUTGO					
INTERFUND TRANSFERS OUT					
To Unrestricted General Fund (Rent from East Campus)	\$ 320,000	\$ 320,000	\$ 320,000	\$ 0	0%
TOTAL OTHER OUTGO	\$ 320,000	\$ 320,000	\$ 320,000	\$ 0	0%
TOTAL EXPENDITURE & OTHER OUTGO	\$ 13,151,682	\$ 6,619,711	\$ 36,843,916	\$ 30,224,205	457%
OPERATING SURPLUS/(DEFICIT)	\$ (8,307,872)	\$ (2,618,528)	\$ (5,614,445)	\$ (2,995,917)	114%
Plus Beginning Balance	23,606,325	23,606,325	20,987,797	(2,618,528)	-11%
ENDING BALANCE	\$ 15,298,453	\$ 20,987,797	\$ 15,373,352	\$ (5,614,445)	-27%

**Long Beach Community College District
2018-2019 Tentative Budget
Capital Projects Fund**

	ADOPTED BUDGET <u>2017-2018</u>	ESTIMATED ACTUAL <u>2017-2018</u>	TENTATIVE BUDGET <u>2018-2019</u>	CHANGE	
				<u>AMOUNT</u>	<u>PERCENT</u>
FUND BALANCE CLASSIFICATIONS					
Restricted Reserve					
Sale of Excess Property	\$ 5,000,000	\$ 5,000,000	\$ 5,000,000	\$ 0	0%
Reserve for Block Grant	0	3,377,696	0	(3,377,696)	-100%
Reserve for Construction Trades 1 Pacific Coast Campus	0	63,448	0	(63,448)	-100%
Reserve for Redevelopment Project	1,598,352	1,603,995	1,631,251	27,256	2%
Reserve for International Student Fees Project	640,780	580,780	530,780	(50,000)	-9%
Reserve for Nonresident Tuition Project	826,179	726,176	676,179	(49,997)	-7%
Reserve for Clean Energy Prop 39	0	1,023,230	0	(1,023,230)	-100%
Committed Reserve					
Committed for Los Coyotes Project	1,325,300	1,325,300	1,325,300	0	0%
Committed for Energy Rebate Program	354,435	377,435	371,435	(6,000)	-2%
Committed for Mandated Cost Projects	0	1,321,327	0	(1,321,327)	-100%
Committed for other future projects	5,553,407	5,588,410	5,838,407	249,997	4%
TOTAL FUND BALANCE	\$ 15,298,453	\$ 20,987,797	\$ 15,373,352	\$ (5,614,445)	-27%

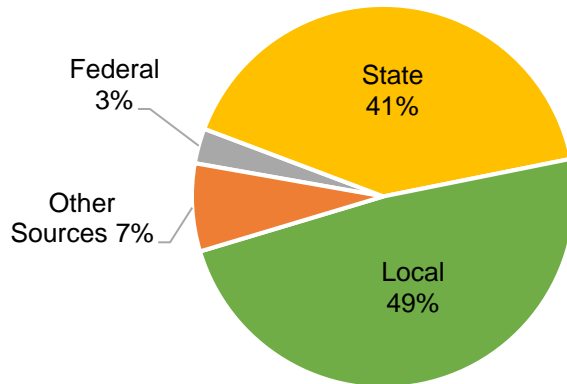
Long Beach Community College District
2018-2019 Tentative Budget

Child and Adult Development Fund

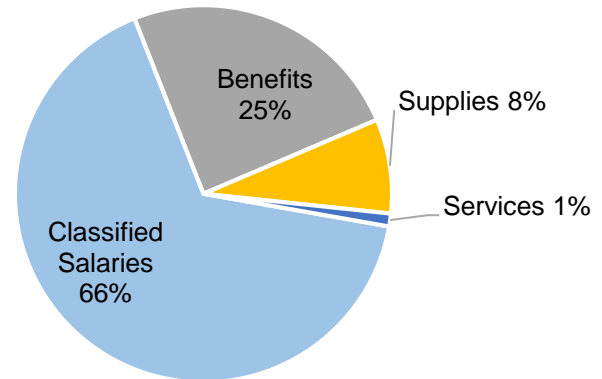
The purpose of the Child and Adult Development Fund is to assist student parents to attend college through the provision of quality childcare and to train workers for the child care industry. The fund is supported by State funds, parent fees, interest earnings, and interfund transfers from the Unrestricted General Fund.

The pie charts below present a graphic picture of the Child and Adult Development Fund budgeted revenues and expenditures broken out by the major account groups.

Tentative Budget 2018-19
Revenue by Major Object Groups



Tentative Budget 2018-19
Expenditures by Major Object Groups



**Long Beach Community College District
2018-2019 Tentative Budget
Child and Adult Development Fund**

	ADOPTED	ESTIMATED	TENTATIVE	CHANGE	
	BUDGET	ACTUAL	BUDGET	AMOUNT	PERCENT
	2017-2018	2017-2018	2018-2019		
BEGINNING BALANCE	<u>\$ 1,248,975</u>	<u>\$ 1,248,975</u>	<u>\$ 1,364,086</u>	<u>\$ 115,111</u>	<u>9%</u>
REVENUE					
Federal Revenue					
Child Care Food Program	\$ 60,000	\$ 60,000	\$ 60,000	\$ 0	0%
State Revenue					
Child Care Permissive Tax Bail	\$ 55,092	\$ 55,092	\$ 55,092	\$ 0	0%
State General Child Care Contract	111,527	126,051	126,051	0	0%
State Preschool Contract	620,957	702,001	650,000	(52,001)	-7%
Total State Revenue	<u>\$ 787,576</u>	<u>\$ 883,144</u>	<u>\$ 831,143</u>	<u>\$ (52,001)</u>	<u>-6%</u>
Local Revenue					
Fees	\$ 950,000	\$ 950,000	\$ 950,000	\$ 0	0%
Interest	14,000	14,000	14,000	0	0%
Quality Rating & Improvement System Child Care Alliance of Los Angeles	35,237	25,472	15,765	(9,707)	-38%
Quality Rating & Improvement System Child Care Alliance of Los Angeles (PCC)	10,037	10,797	1,240	(9,557)	-89%
Total Local Revenue	<u>\$ 1,009,274</u>	<u>\$ 1,000,269</u>	<u>\$ 981,005</u>	<u>\$ (19,264)</u>	<u>-2%</u>
TOTAL REVENUE	<u>\$ 1,856,850</u>	<u>\$ 1,943,413</u>	<u>\$ 1,872,148</u>	<u>\$ (71,265)</u>	<u>-4%</u>

**Long Beach Community College District
2018-2019 Tentative Budget
Child and Adult Development Fund**

	<u>ADOPTED BUDGET 2017-2018</u>	<u>ESTIMATED ACTUAL 2017-2018</u>	<u>TENTATIVE BUDGET 2018-2019</u>	<u>CHANGE</u>	
				<u>AMOUNT</u>	<u>PERCENT</u>
OTHER FINANCING SOURCES					
INTERFUND TRANSFERS IN					
From Unrestricted General Fund	\$ 150,000	\$ 150,000	\$ 150,000	\$ 0	0%
TOTAL OTHER FINANCING SOURCES	\$ 150,000	\$ 150,000	\$ 150,000	\$ 0	0%
TOTAL REVENUE AND OTHER FINANCING SOURCES	\$ 2,006,850	\$ 2,093,413	\$ 2,022,148	\$ (71,265)	-3%
EXPENDITURES					
CLASSIFIED SALARIES					
Classified Manager/Supervisor Salaries	\$ 173,275	\$ 167,494	\$ 181,068	\$ 13,574	8%
Classified Non-Instructional Salaries	927,905	920,876	997,017	76,141	8%
Classified Hourly Non-Instructional Salaries	159,737	210,415	134,000	(76,415)	-36%
TOTAL CLASSIFIED SALARIES	\$ 1,260,917	\$ 1,298,785	\$ 1,312,085	\$ 13,300	1%
BENEFITS	\$ 457,777	\$ 468,208	\$ 486,038	\$ 17,830	4%
SUPPLIES AND MATERIALS					
Supplies and Materials	\$ 165,417	\$ 165,401	\$ 160,356	\$ (5,045)	-3%
CONTRACT SERVICES AND OPERATING EXPENSES					
Professional Services	\$ 2,000	\$ 2,000	\$ 2,000	\$ 0	0%
Travel and Conferences	13,500	14,651	12,185	(2,466)	-17%
Dues and Memberships	3,000	750	0	(750)	-100%
Rents, Building Repair, Maintenance and Equipment Repair	500	588	800	212	36%
Postage	500	1,024	750	(274)	-27%
Other Services and Expenses	4,000	4,000	6,000	2,000	50%
TOTAL CONTRACT SERVICES AND OPERATING EXPENSES	\$ 23,500	\$ 23,013	\$ 21,735	\$ (1,278)	-6%

**Long Beach Community College District
2018-2019 Tentative Budget
Child and Adult Development Fund**

	ADOPTED BUDGET 2017-2018	ESTIMATED ACTUAL 2017-2018	TENTATIVE BUDGET 2018-2019	CHANGE	
				AMOUNT	PERCENT
CAPITAL OUTLAY					
Equipment	\$ 23,250	\$ 22,895	\$ 0	\$ (22,895)	-100%
TOTAL EXPENDITURES	\$ 1,930,861	\$ 1,978,302	\$ 1,980,214	\$ 1,912	0%
OPERATING SURPLUS/(DEFICIT)	\$ 75,989	\$ 115,111	\$ 41,934	\$ (73,177)	-64%
Plus Beginning Balance	1,248,975	1,248,975	1,364,086	115,111	9%
ENDING BALANCE	\$ 1,324,964	\$ 1,364,086	\$ 1,406,020	\$ 41,934	3%
FUND BALANCE CLASSIFICATIONS					
Assigned Reserve	\$ 1,324,964	\$ 1,364,086	\$ 1,406,020	\$ 41,934	3%

Long Beach Community College District
2018-2019 Tentative Budget

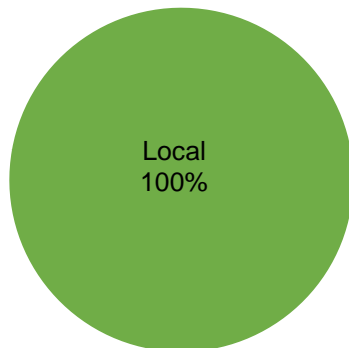
Contract/Community Education Fund

This Special Revenue Fund is used to record the financial transactions of Contract and Community Education programs and other income generating programs. The programs are managed by the Office of College Advancement and Economic Development. These program revenues, generated from economic and resource development activities, are unrestricted or designated for specific purposes. The District's policy is to devote these revenues to the operation and expansion of the Contract and Community Education programs.

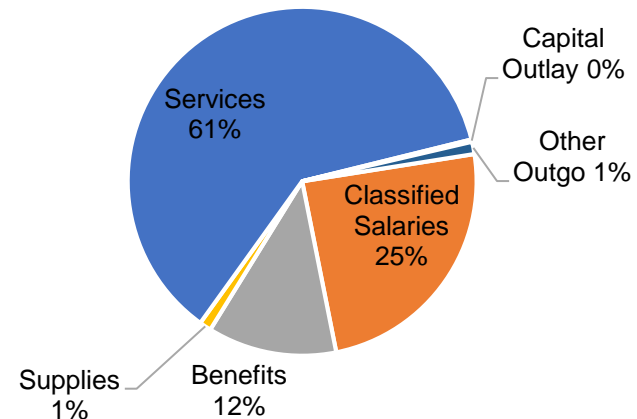
On April 1, 2014, \$200,000 was loaned from the Unrestricted General Fund to the Contract and Community Education Fund. This loan will be paid back over twenty years with principal and interest payments to be made by June 30 each year. Interest will be based on the Los Angeles County Office of Education rate. As of June 30, 2018, the remaining principal balance was \$157,500.

The pie charts below present a graphic picture of the Contract/Community Education Fund budgeted revenues and expenditures broken out by the major account groups. As shown in the revenue chart below, all of the revenue in this fund is from local sources.

Tentative Budget 2018-19
Revenue by Major Object Groups



Tentative Budget 2018-19
Expenditures by Major Object Groups



**Long Beach Community College District
2018-2019 Tentative Budget
Contract/Community Education Fund**

	ADOPTED	ESTIMATED	TENTATIVE	CHANGE	
	BUDGET	ACTUAL	BUDGET	AMOUNT	PERCENT
	2017-2018	2017-2018	2018-2019		
BEGINNING BALANCE	<u>\$ 402,305</u>	<u>\$ 402,305</u>	<u>\$ 363,315</u>	<u>\$ (38,990)</u>	<u>-10%</u>
REVENUE					
Local Revenue					
Small Business Development Center Program Income	\$ 47,864	\$ 41	\$ 49,899	\$ 49,858	121605%
Cash Match Program	648,929	38,605	809,491	770,886	1997%
Community Education	114,620	78,099	163,134	85,035	109%
Contract Education	18,300	77,944	97,060	19,116	25%
Interest	15,000	15,000	15,000	0	0%
TOTAL REVENUE	<u>\$ 844,713</u>	<u>\$ 209,689</u>	<u>\$ 1,134,584</u>	<u>\$ 924,895</u>	<u>441%</u>
EXPENDITURES					
CLASSIFIED SALARIES					
Classified Manager/Supervisor Salaries	\$ 364,614	\$ 138,645	\$ 311,831	\$ 173,186	125%
Classified Hourly Non-Instructional Salaries	21,249	26,830	24,330	(2,500)	-9%
TOTAL CLASSIFIED SALARIES	<u>\$ 385,863</u>	<u>\$ 165,475</u>	<u>\$ 336,161</u>	<u>\$ 170,686</u>	<u>103%</u>
BENEFITS	\$ 188,716	\$ 74,195	\$ 165,072	\$ 90,877	122%
SUPPLIES AND MATERIALS					
Other Supplies	\$ 11,961	\$ 9,154	\$ 12,000	\$ 2,846	31%
Hospitality	3,500	500	3,120	2,620	524%
TOTAL SUPPLIES AND MATERIALS	<u>\$ 15,461</u>	<u>\$ 9,654</u>	<u>\$ 15,120</u>	<u>\$ 5,466</u>	<u>57%</u>

**Long Beach Community College District
2018-2019 Tentative Budget
Contract/Community Education Fund**

	ADOPTED	ESTIMATED	TENTATIVE	CHANGE	
	BUDGET	ACTUAL	BUDGET	AMOUNT	PERCENT
	2017-2018	2017-2018	2018-2019		
CONTRACT SERVICES AND OPERATING EXPENSES					
Professional Services	\$ 613,792	\$ 43,780	\$ 845,898	\$ 802,118	1832%
Travel and Conferences	8,525	6,200	11,750	5,550	90%
Staff Development	5,000	0	1,000	1,000	na
Dues and Memberships	6,700	3,750	7,700	3,950	105%
Utilities	9,500	6,509	0	(6,509)	-100%
Rents, Building Repair, Maintenance and Equipment Repair	828	400	827	427	107%
Fingerprinting	920	207	621	414	200%
Postage	450	212	500	288	136%
Online Software Licensing	7,380	6,484	10,462	3,978	61%
Other Services and Expenses	7,885	429	2,000	1,571	366%
Indirect Costs	(47,367)	(77,459)	(35,945)	41,514	-54%
TOTAL CONTRACT SERVICES AND OPERATING EXPENSES	\$ 613,613	\$ (9,488)	\$ 844,813	\$ 854,301	-9004%
CAPITAL OUTLAY					
Equipment	\$ 5,000	\$ 0	\$ 3,000	\$ 3,000	na
TOTAL EXPENDITURES	\$ 1,208,653	\$ 239,836	\$ 1,364,166	\$ 1,124,330	469%

**Long Beach Community College District
2018-2019 Tentative Budget
Contract/Community Education Fund**

	<u>ADOPTED BUDGET 2017-2018</u>	<u>ESTIMATED ACTUAL 2017-2018</u>	<u>TENTATIVE BUDGET 2018-2019</u>	<u>CHANGE</u>	
				<u>AMOUNT</u>	<u>PERCENT</u>
OTHER OUTGO					
INTERFUND TRANSFERS OUT					
To Unrestricted General Fund for Instructional Departments	\$ 3,591	\$ 8,843	\$ 15,675	\$ 6,832	77%
TOTAL OTHER OUTGO	<u>\$ 3,591</u>	<u>\$ 8,843</u>	<u>\$ 15,675</u>	<u>\$ 6,832</u>	<u>77%</u>
TOTAL EXPENDITURES & OTHER OUTGO	\$ 1,212,244	\$ 248,679	\$ 1,379,841	\$ 1,131,162	455%
OPERATING SURPLUS/(DEFICIT)	\$ (367,531)	\$ (38,990)	\$ (245,257)	\$ (206,267)	529%
Plus Beginning Balance	402,305	402,305	363,315	(38,990)	-10%
ENDING BALANCE	<u>\$ 34,774</u>	<u>\$ 363,315</u>	<u>\$ 118,058</u>	<u>\$ (245,257)</u>	<u>-68%</u>
FUND BALANCE CLASSIFICATIONS					
Assigned Reserve	\$ 34,774	\$ 363,315	\$ 118,058	\$ (245,257)	-68%

**Long Beach Community College District
2018-2019 Tentative Budget**

General Obligation Bond Funds

2008 Measure E General Obligation Bonds

A total of \$440 million was authorized under 2008 Measure E in February 2008 by the voters. The first \$48.4 million of the 2008 Measure E General Obligation Bonds were sold in July 2008. Bond Anticipation Notes (BAN) totaling \$150 million were issued in January 2010. The BAN was repaid as scheduled in January 2013. On December 12, 2012, \$237 million in 2008 Election, 2012 Series B bonds were issued. \$150 million of the proceeds were used to pay the BAN principal. The remaining proceeds paid for BAN interest and bond construction projects.

On February 25, 2014, \$11,825,000 in 2008 Election, 2014 Series C refunding bonds (federally taxable) were issued. These bonds were used for a partial advance refunding of the 2008 Election, 2008 Series A bonds. This refunding saves District taxpayers approximately \$2.3 million in future property taxes.

On August 5, 2014, \$43,200,000 in 2002 Election, 2014 Series E refunding bonds were issued. These bonds were used for an advance refunding of a portion of the outstanding 2002 Election, 2007 Series D bonds. This refunding saves District taxpayers approximately \$2.3 million in future property taxes.

On June 9, 2015, \$32,545,000 in 2015 Series F refunding bonds were issued. The bonds were used to effect the current refunding of a portion of the 2005 Series B bonds and the advanced refunding of a portion of the 2008 Series A bonds. This refunding saves District taxpayers approximately \$3.7 million in future property taxes.

On September 7, 2016, \$3.2 million in federally taxable, 2016 Series D General Obligation Bonds were sold to continue to fund the construction projects.

On December 14, 2017, \$83,490,000 in 2008 Election, 2017 Series G refunding bonds were issued. These bonds were used for an advance refunding of a portion of the outstanding 2008 Election, 2012 Series B bonds. This refunding saves District taxpayers approximately \$21.4 million in future property taxes.

**Long Beach Community College District
2018-2019 Tentative Budget**

General Obligation Bond Funds

2016 Measure LB General Obligation Bonds

A total of \$850 million was authorized under 2016 Measure LB in June 2016 by the voters. On September 7, 2016, \$80.8 million (\$9.0 million federally taxable, 2016 Series A and \$72.8 million tax exempt, 2016 Series B) General Obligation Bonds were sold to continue to fund construction projects.

2008 Measure E and 2016 Measure LB Projects

The projects funded by the 2008 Measure E and the 2016 Measure LB will continue to further the modernization of Long Beach City College in accordance with the 2041 Unified Master Plan on two campuses, the Pacific Coast Campus and the Liberal Arts Campus. The description below outlines some of the larger projects planned for the fiscal year 2018-19.

Pacific Coast Campus

Water Conservation Project

The project will address the new California regulations for water conservation. We will be rehabilitating the landscaping on the southwest corner of the campus along Pacific Coast Highway and up Orange Avenue and the area along 20th Street. The project will entail installing new drought tolerant landscaping and drip irrigation systems with moisture sensors. Construction began in January 2018 and is expected to continue through Fall 2018.

Parking Structure – Building P2

The project includes the new construction of an approximately 550 vehicle parking structure at the corner of Walnut Avenue and Pacific Coast Highway. The parking structure will include photovoltaic solar panels on the

**Long Beach Community College District
2018-2019 Tentative Budget**

General Obligation Bond Funds

top of the structure. The project is currently in the design phase, and utilizes the design-build delivery method. Construction is anticipated to start in Summer 2019.

Construction Trades Phase 1 – Building MM

This project involves a major renovation of the existing 13,288 gross square foot facility, which was constructed in 1957, as well as construction of a new 4,531 gross square foot addition to the building. The previously submitted and approved final project proposal (FPP) has been funded in the Governor's budget for 2017/2018. State funding of nearly \$7 million will be provided to help offset the construction cost of this project. Renovation includes upgrading of the facility including electrical systems, data communication systems, ADA access compliance, HVAC system replacement, lighting, plumbing, and aesthetic improvements. The project is currently in the design phase. Construction is anticipated to start in Spring 2020.

ADA Site and Building Barrier Removal Projects

This project will address Americans with Disabilities Act (ADA) barrier items identified in LBCC's Title II ADA Transition Plan Survey. The scope of this project prioritizes areas of the campus in coordination with the 2014 Master Plan; this project will address Buildings AA, BB, CC, DD, EE, GG, HH, II, JJ, UU, LL, YY, NN, KK, Exterior Pathways, and Exterior Features. The projects were bid out separately and are both currently under construction with phased night and weekend work for loud noise activities to mitigate the impacts to the Faculty and Staff.

Liberal Arts Campus

Science First & Second Floors – Building D Modernization

Building D will be retrofitted with new wet and dry science laboratories. The 12,000 SF upgraded area will house Anatomy, Microbiology, Health Occupation, and Diagnostic Medical Imaging (DMI). Toilet facilities will be renovated and a new elevator will be installed as part of the project. Construction began September 2016

**Long Beach Community College District
2018-2019 Tentative Budget**

General Obligation Bond Funds

and will continue through Summer 2018. The project was on-hold due to issues with the contractor, however, a new completion contractor is in place and construction has resumed.

Language Arts Department – Building P

Building P was originally constructed in 1935 and is one of the oldest buildings on campus. The modernization project upgrades approximately 9,656 assignable square feet (ASF) with structural improvements, smart classrooms, computer laboratory, offices, and library. Also included in the project will be meeting rooms for the English, Academic Administration and Journalism departments. Buildings M and N will serve as swing space until the Building P modernization is completed. Construction began February 2017 and will continue through Fall 2018.

ADA Site and Building Barrier Removal Projects

This project will address ADA barrier items identified in LBCC's most recent Title II ADA Transition Plan Survey. The scope of this project prioritizes areas of the campus in coordination with the 2041 Master Plan; this project will address Buildings A, C, D, I, L, T, V, X, Z, P1 Parking Structure, Exterior Pathways, and Exterior Features. The project is currently in design.

**Long Beach Community College District
2018-2019 Tentative Budget**

General Obligation Bond Funds

Auditorium – Building J

Building J involves the complete renovation of this 37,878 gross square foot auditorium building that was built in 1956. The project will include adding 14,119 gross square feet in the northwest corner as a second floor addition to accommodate dance and theater classes, storage and offices. In addition, the project will include the installation of air conditioning systems as well as general refurbishment of the aging facility to improve electrical power systems, address plumbing issues, provide enhanced telecommunication capability, upgrade lighting and make aesthetic improvements. ADA compliance items to be updated will include a new elevator for access to the basement area and second floor. In addition, the auditorium and lobby space will have a fire suppression system installed along with a voice annunciated fire alarm system. Construction began in January 2018 and will be complete in Fall 2019.

Kinesiology Labs and Aquatic Center – Building W

This project is a renovation of the physical education outdoor playing fields to better accommodate instructional needs as well as intercollegiate athletics. Scope of work includes demolition of the existing spaces for new construction, to include supporting structures and utilities, of the following spaces: Aquatics Center, a full size soccer practice field, full size soccer field, six tennis courts, five sand volleyball courts, parking stalls and softball field. The Aquatic Center portion of the project involves construction of a new 50 meter x 25 yard pool. Scope of work also includes construction of support structure that is approximately 12,000 square feet to provide showers, locker rooms, storage, pool equipment and office space. The new pool will be constructed along Carson Street to better accommodate its increased space needs. This project is currently in design. Construction is anticipated to start in Summer 2019.

**Long Beach Community College District
2018-2019 Tentative Budget**

General Obligation Bond Funds

Liberals Arts Classroom Building – Building M

The project has moved up in priority, as the previously submitted and approved final project proposal (FPP) has been funded in the Governor's budget for 2017/2018. State funding of nearly \$21 million will be provided to help offset the construction cost of this project. This project will replace two buildings (Buildings M & N) constructed in 1935. The current facilities are aging and in need of significant repair. The heating and cooling systems are outdated and the electrical systems are insufficient to meet current demands for technology and those teaching methodologies supported by these new technologies. ADA compliant access has also been a problem with Building M that requires attention.

The project scope includes construction of an 81,970 gross square foot building to provide new classrooms, laboratory facilities, a modern technology center for the computer information systems and business technology departments, faculty offices, and support areas for general education instruction. Included within the new building will be meeting/conference areas as well as some larger classrooms to support educational objectives. This project will utilize a design-build delivery method. The Design-Build entity will be selected in Fall 2018.

Central Plant Expansion – Building X

The Central Plant Expansion project is meant to address the demands of future building growth, as outlined in the 2041 Facilities Master Plan (FMP), and best energy management practices. New buildings at LAC that will be coming online will increase the demands on the existing central plant, thus reducing the effectiveness of the existing central plant to serve the LAC. This project, which will modify the existing central plant, includes replacement of an existing 300 ton chiller with a new 900 ton chiller, replacement of the existing eight chilled water and condenser water pumps, and replacement of the four existing cooling towers. These upgrades will maintain redundancy in the chilled water system for LAC. The project is currently in the design phase and construction is anticipated to begin in Fall 2019.

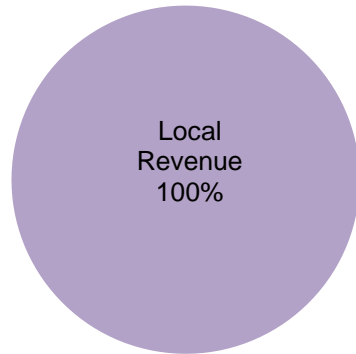
Long Beach Community College District
2018-2019 Tentative Budget

General Obligation Bond Funds

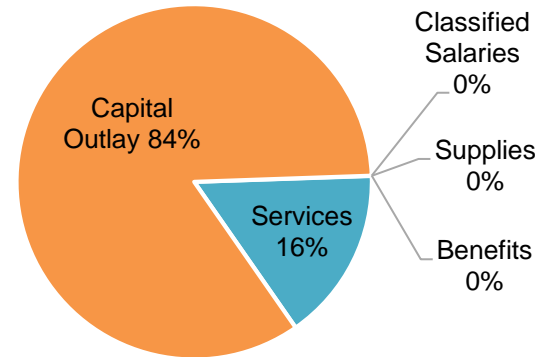
2008 Measure E

The pie charts below present a graphic picture of the 2008 Measure E General Obligation Bond Fund (Fund #46) budgeted revenues and expenditures broken out by the major account groups. As shown in the revenue chart below, all of the revenue in this fund is from local sources.

Tentative Budget 2018-19
Revenue by Major Object Groups



Tentative Budget 2018-19
Expenditures by Major Object Groups



**Long Beach Community College District
2018-2019 Tentative Budget
General Obligation Bond Fund
2008 Measure E**

	ADOPTED BUDGET 2017-2018	ESTIMATED ACTUAL 2017-2018	TENTATIVE BUDGET 2018-2019	CHANGE AMOUNT	PERCENT
BEGINNING BALANCE	\$ 9,063	\$ 9,063	\$ 14,872	\$ 5,809	64%
REVENUE					
Bond Proceeds	\$ 151,412,324	\$ 0	\$ 151,412,324	\$ 151,412,324	na
Interest	1,000	7,182	0	(7,182)	-100%
TOTAL REVENUE	\$ 151,413,324	\$ 7,182	\$ 151,412,324	\$ 151,405,142	2108119%
EXPENDITURES					
CLASSIFIED SALARIES					
Classified Hourly Non-Instructional Salaries	\$ 1,914	\$ 0	\$ 0	\$ 0	na
BENEFITS	\$ 249	\$ 0	\$ 0	\$ 0	na
SUPPLIES AND MATERIALS					
Supplies and Materials	\$ 71,538	\$ 0	\$ 27,933	\$ 27,933	na
CONTRACT SERVICES AND OPERATING EXPENSES					
Professional Services	\$ 17,295,387	\$ 8,201	\$ 13,600,181	\$ 13,591,980	165736%
Insurance	2,335,595	316	1,016,492	1,016,176	321575%
Rents, Building Repair, Maintenance and Equipment Repair	223,271	0	186,740	186,740	na
Legal	284,612	253	187,898	187,645	74168%
Postage	1,773	0	1,773	1,773	na
Online Software Licensing	5,161	0	5,161	5,161	na
Other Services and Expenses	754,284	5	309,163	309,158	6183160%
TOTAL CONTRACT SERVICES AND OPERATING EXPENSES	\$ 20,900,083	\$ 8,775	\$ 15,307,408	\$ 15,298,633	174343%

**Long Beach Community College District
2018-2019 Tentative Budget
General Obligation Bond Fund
2008 Measure E**

	ADOPTED BUDGET 2017-2018	ESTIMATED ACTUAL 2017-2018	TENTATIVE BUDGET 2018-2019	CHANGE AMOUNT	PERCENT
CAPITAL OUTLAY					
Site Improvements	\$ 6,967,655	\$ 0	\$ 6,770,370	\$ 6,770,370	na
Buildings and Additions	105,205,812	(11,047)	70,010,621	70,021,668	-633852%
Equipment	8,732,991	3,645	4,478,352	4,474,707	122763%
TOTAL CAPITAL OUTLAY	\$ 120,906,458	\$ (7,402)	\$ 81,259,343	\$ 81,266,745	-1097903%
TOTAL EXPENDITURES	\$ 141,880,242	\$ 1,373	\$ 96,594,684	\$ 96,593,311	7035201%
OPERATING SURPLUS/(DEFICIT)	\$ 9,533,082	\$ 5,809	\$ 54,817,640	\$ 54,811,831	943567%
Plus Beginning Balance	9,063	9,063	14,872	5,809	64%
ENDING BALANCE	\$ 9,542,145	\$ 14,872	\$ 54,832,512	\$ 54,817,640	368596%
FUND BALANCE CLASSIFICATIONS					
Restricted Reserve					
Reserve for Contingencies	\$ 9,542,145	\$ 14,872	\$ 54,832,512	\$ 54,817,640	368596%

Long Beach Community College District
2018-2019 Tentative Budget

General Obligation Bond Funds

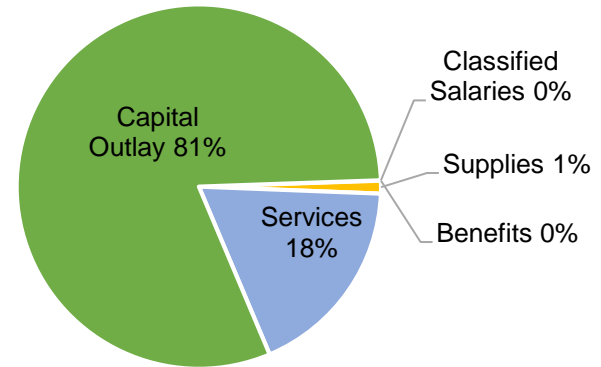
2016 Measure LB

The pie charts below present a graphic picture of the 2016 Measure LB General Obligation Bond Fund (Fund #47) budgeted revenues and expenditures broken out by the major account groups. As shown in the revenue chart below, all of the revenue in this fund is from local sources.

Tentative Budget 2018-19
Revenue by Major Object Groups



Tentative Budget 2018-19
Expenditures by Major Object Groups



**Long Beach Community College District
2018-2019 Tentative Budget
General Obligation Bond Fund
2016 Measure LB**

	ADOPTED BUDGET 2017-2018	ESTIMATED ACTUAL 2017-2018	TENTATIVE BUDGET 2018-2019	CHANGE AMOUNT	PERCENT
BEGINNING BALANCE	\$ 78,866,532	\$ 78,866,532	\$ 53,684,244	\$ (25,182,288)	-32%
REVENUE					
Bond Proceeds	\$ 768,210,000	\$ 0	\$ 768,210,000	\$ 768,210,000	na
Interest	408,912	465,236	261,495	(203,741)	-44%
TOTAL REVENUE	\$ 768,618,912	\$ 465,236	\$ 768,471,495	\$ 768,006,259	165079%
EXPENDITURES					
CLASSIFIED SALARIES					
Classified Manager/Supervisor Salaries	\$ 87,998	\$ 87,998	\$ 140,393	\$ 52,395	60%
Classified Non-Instructional Salaries	63,123	63,123	66,935	3,812	6%
Classified Hourly Non-Instructional Salaries	0	8,287	3,732	(4,555)	-55%
TOTAL CLASSIFIED SALARIES	\$ 151,121	\$ 159,408	\$ 211,060	\$ 51,652	32%
BENEFITS	\$ 77,072	\$ 78,149	\$ 108,258	\$ 30,109	39%
SUPPLIES AND MATERIALS					
Supplies and Materials	\$ 9,080,000	\$ 25,825	\$ 9,141,223	\$ 9,115,398	35297%

**Long Beach Community College District
2018-2019 Tentative Budget
General Obligation Bond Fund
2016 Measure LB**

	ADOPTED BUDGET 2017-2018	ESTIMATED ACTUAL 2017-2018	TENTATIVE BUDGET 2018-2019	CHANGE AMOUNT	PERCENT
CONTRACT SERVICES AND OPERATING EXPENSES					
Professional Services	\$ 104,031,698	\$ 5,805,023	\$ 102,025,062	\$ 96,220,039	1658%
Insurance	16,423,041	574,194	17,476,384	16,902,190	2944%
Rents, Building Repair, Maintenance and Equipment Repair	2,700,000	135,008	2,987,140	2,852,132	2113%
Legal	759,605	47,362	756,971	709,609	1498%
Postage	10,000	152	9,848	9,696	6379%
Online Software Licensing	1,000,000	0	1,000,000	1,000,000	na
Other Services and Expenses	21,288,083	144,418	21,122,565	20,978,147	14526%
TOTAL CONTRACT SERVICES AND OPERATING EXPENSES	\$ 146,212,427	\$ 6,706,157	\$ 145,377,970	\$ 138,671,813	2068%
CAPITAL OUTLAY					
Site Improvements	\$ 58,888,858	\$ 781,489	\$ 58,143,646	\$ 57,362,157	7340%
Buildings and Additions	468,923,338	14,952,874	490,450,461	475,497,587	3180%
Equipment	102,179,922	2,943,622	102,914,378	99,970,756	3396%
TOTAL CAPITAL OUTLAY	\$ 629,992,118	\$ 18,677,985	\$ 651,508,485	\$ 632,830,500	3388%
TOTAL EXPENDITURES	\$ 785,512,738	\$ 25,647,524	\$ 806,346,996	\$ 780,699,472	3044%
OPERATING SURPLUS/(DEFICIT)	\$ (16,893,826)	\$ (25,182,288)	\$ (37,875,501)	\$ (12,693,213)	50%
Plus Beginning Balance	78,866,532	78,866,532	53,684,244	(25,182,288)	-32%
ENDING BALANCE	\$ 61,972,706	\$ 53,684,244	\$ 15,808,743	\$ (37,875,501)	-71%
FUND BALANCE CLASSIFICATIONS					
Restricted Reserve					
Reserve for Contingencies	\$ 61,972,706	\$ 53,684,244	\$ 15,808,743	\$ (37,875,501)	-71%

**Long Beach Community College District
2018-2019 Tentative Budget**

Retiree Health Fund

Retiree benefits current costs and liabilities for future costs are budgeted and recorded in the Retiree Health Fund. Retiree health benefits are often referred to as Other Post-Employment Benefits (OPEB). As of our most recent actuarial study dated June 30, 2017, the total actuarially determined liability (Total OPEB Liability – TOL) for current and future retirees is \$37,170,840. The Actuary determined that the Annual Required Contribution (ARC) is \$4,112,718 or 5.76% of covered payroll.

Per the Chancellor's Office accounting advisory dated June 14, 2010, categorical programs can only be charged OPEB (Other Post-Employment Benefits) costs for current eligible employees. Therefore, only 3.27% of the 5.76% is applicable to all eligible employees. The Unrestricted General Fund will transfer any additional funds needed to reach our ARC amount of \$4,112,718 into the Retiree Health Fund.

On January 24, 2006, the Board of Trustees authorized participation in the Futuris Program, which provides professional investment management services for the irrevocable trust portion of the Retiree Health Fund. Our contribution for the ARC normal costs related to 2016-17 federally funded salaries was \$64,708, which was deposited into the irrevocable trust in July 2017. A similar contribution is expected for 2017-18.

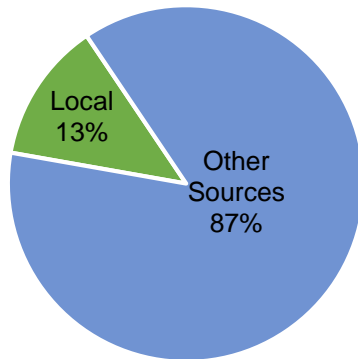
The ARC amount noted above is a \$1,041,264 decrease from the prior actuarial study. Several factors impact the ARC valuation, including: 1) changes in the number of participants, 2) effects of regulation changes, 3) changes in health insurance premiums, and 4) changes in the investment in the irrevocable trust. Participants have increased due to significant hiring in recent years. With the implementation of GASB 68 & 71 for pension liabilities in 2014-15 and the implementation of GASB 74 and 75 for retiree health liabilities, actuaries are compelled to use similar assumptions and methodologies to those used by STRS and PERS actuaries. Increases in health insurance premiums (3.2% in 2016-17) impact the ARC. Assets in the irrevocable trust increased \$6 million since the previous study, which contributes to the decrease in the ARC. We implemented GASB 74 and 75 for the 2016-17 fiscal year, which required presenting full unfunded OPEB liabilities on our audited financial statements. As of May 31, 2018, the market value of the investment in the irrevocable trust was \$8,195,209 (\$7,722,529 average cost).

Long Beach Community College District
2018-2019 Tentative Budget

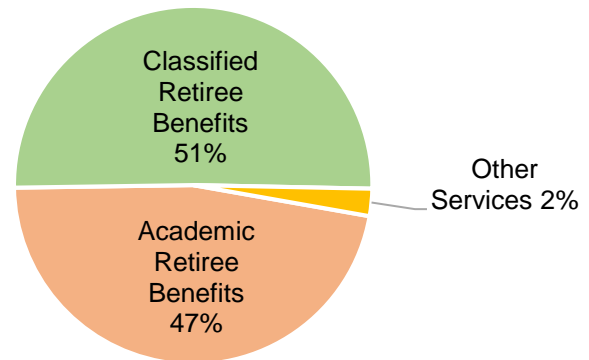
Retiree Health Fund

The pie charts below present a graphic picture of the Retiree Health Fund budgeted revenues and expenditures broken out by the major account groups.

Tentative Budget 2018-19
Revenue by Major Object Groups



Tentative Budget 2018-19
Expenditures by Major Object Groups



**Long Beach Community College District
2018-2019 Tentative Budget
Retiree Health Fund**

	ADOPTED	ESTIMATED	TENTATIVE	CHANGE	
	BUDGET	ACTUAL	BUDGET	AMOUNT	PERCENT
	2017-2018	2017-2018	2018-2019		
BEGINNING BALANCE	\$ <u>27,079,179</u>	\$ <u>27,079,179</u>	\$ <u>29,841,004</u>	\$ <u>2,761,825</u>	<u>10%</u>
REVENUE					
Local Revenue					
Interest	\$ 176,400	\$ 176,400	\$ 274,200	\$ 97,800	55%
Dividend Income	312,295	395,555	328,800	(66,755)	-17%
TOTAL REVENUE	\$ <u>488,695</u>	\$ <u>571,955</u>	\$ <u>603,000</u>	\$ <u>31,045</u>	<u>5%</u>
OTHER FINANCING SOURCES					
From Composite Benefits Rate	\$ 3,012,788	\$ 3,012,788	\$ 2,332,879	\$ (679,909)	-23%
From Unrestricted General Fund for Unfunded UAAL Contribution	2,141,194	2,141,194	1,779,839	(361,355)	-17%
TOTAL OTHER FINANCING SOURCES	\$ <u>5,153,982</u>	\$ <u>5,153,982</u>	\$ <u>4,112,718</u>	\$ <u>(1,041,264)</u>	<u>-20%</u>
TOTAL REVENUE AND OTHER FINANCING SOURCES	\$ <u>5,642,677</u>	\$ <u>5,725,937</u>	\$ <u>4,715,718</u>	\$ <u>(1,010,219)</u>	<u>-18%</u>
EXPENDITURES					
Academic Retiree Benefits	\$ 1,566,852	\$ 1,491,607	\$ 1,332,842	\$ (158,765)	-11%
Classified Retiree Benefits	1,695,059	1,402,805	1,433,681	30,876	2%
Other Services and Expenses	69,700	69,700	69,700	0	0%
TOTAL EXPENDITURES	\$ <u>3,331,611</u>	\$ <u>2,964,112</u>	\$ <u>2,836,223</u>	\$ <u>(127,889)</u>	<u>-4%</u>
OPERATING SURPLUS/(DEFICIT)	\$ <u>2,311,066</u>	\$ <u>2,761,825</u>	\$ <u>1,879,495</u>	\$ <u>(882,330)</u>	<u>-32%</u>
Plus Beginning Balance	27,079,179	27,079,179	29,841,004	2,761,825	10%
ENDING BALANCE	\$ <u>29,390,245</u>	\$ <u>29,841,004</u>	\$ <u>31,720,499</u>	\$ <u>1,879,495</u>	<u>6%</u>
FUND BALANCE CLASSIFICATIONS					
Restricted Reserve					
Futuris Irrevocable Trust	\$ 7,807,373	\$ 8,221,144	\$ 8,619,944	\$ 398,800	5%
Committed Reserve					
Actuarial Accrued Liability	21,582,872	21,619,860	23,100,555	1,480,695	7%
TOTAL FUND BALANCE	\$ <u>29,390,245</u>	\$ <u>29,841,004</u>	\$ <u>31,720,499</u>	\$ <u>1,879,495</u>	<u>6%</u>

**Long Beach Community College District
2018-2019 Tentative Budget**

Self Insurance Fund

Education Code Section 72506(d) authorizes community college districts to establish a separate self insurance fund for the purpose of covering the property and liability claims of the District, its officers, agents, and employees. The District belongs to the Statewide Association of Community Colleges (SWACC) Joint Powers Authority for up to \$1,000,000 comprehensive liability insurance and up to \$250,000 for property insurance coverage. The District belongs to the School's Association for Excess Risk (SAFER) Joint Powers Authority for excess insurance coverage for liability losses in excess of \$1,000,000 up to \$50,000,000, and in excess of \$250,000 up to \$250,000,000 for excess property coverage. These pools have stabilized the cost of insurance coverage in recent years.

Our deductibles for insurance are as follows:

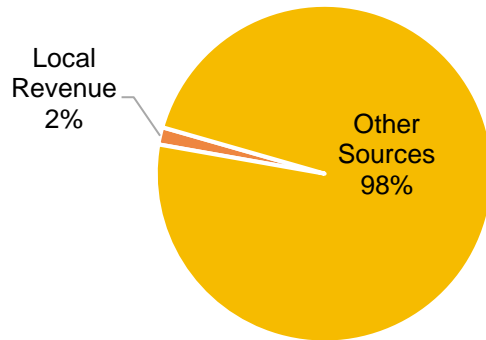
- Liability \$10,000
- Property \$ 5,000
- Student Professional Liability \$ 5,000
- Crime \$ 2,500
- Cyber Liability \$25,000
- Equipment Breakdown \$ 5,000

Long Beach Community College District
2018-2019 Tentative Budget

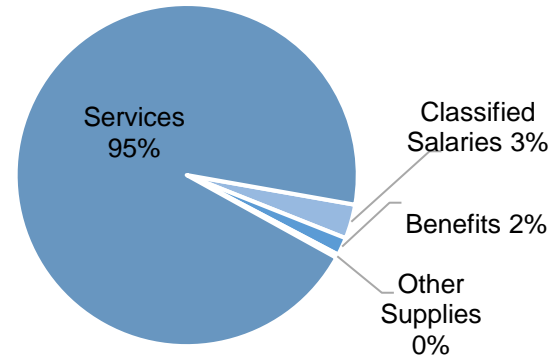
Self Insurance Fund

The pie charts below present a graphic picture of the Self Insurance Fund budgeted revenues and expenditures broken out by the major account groups.

Tentative Budget 2018-19
Revenue by Major Object Groups



Tentative Budget 2018-19
Expenditures by Major Object Groups



**Long Beach Community College District
2018-2019 Tentative Budget
Self Insurance Fund**

	ADOPTED	ESTIMATED	TENTATIVE	CHANGE	
	BUDGET	ACTUAL	BUDGET	AMOUNT	PERCENT
	2017-2018	2017-2018	2018-2019		
BEGINNING BALANCE	\$ <u>3,187,821</u>	\$ <u>3,187,821</u>	\$ <u>3,264,428</u>	\$ <u>76,607</u>	<u>2%</u>
REVENUE					
Interest	\$ 26,000	\$ 20,000	\$ 20,000	\$ 0	0%
TOTAL REVENUE	\$ <u>26,000</u>	\$ <u>20,000</u>	\$ <u>20,000</u>	\$ <u>0</u>	<u>0%</u>
OTHER FINANCING SOURCES					
INTERFUND TRANSFERS IN					
From Unrestricted General Fund	\$ 1,186,000	\$ 1,186,000	\$ 1,186,000	\$ 0	0%
TOTAL OTHER FINANCING SOURCES	\$ <u>1,186,000</u>	\$ <u>1,186,000</u>	\$ <u>1,186,000</u>	\$ <u>0</u>	<u>0%</u>
TOTAL REVENUE AND OTHER FINANCING SOURCES	\$ <u>1,212,000</u>	\$ <u>1,206,000</u>	\$ <u>1,206,000</u>	\$ <u>0</u>	<u>0%</u>
EXPENDITURES					
Classified Non-Instructional Salaries	\$ 36,687	\$ 37,620	\$ 38,811	\$ 1,191	3%
Benefits	18,710	19,186	20,182	996	5%
Other Supplies	375	4,519	4,000	(519)	-11%
Professional Services	8,500	8,200	8,500	300	4%
Travel and Conferences	2,900	3,200	2,900	(300)	-9%
Dues and Memberships	150	150	150	0	0%
Insurance Premiums Casualty/Liability	790,950	805,388	805,000	(388)	0%
Miscellaneous Insurance Expense	202,000	246,812	242,000	(4,812)	-2%
Legal Services	100,000	0	50,000	50,000	na
Online Software Licensing	14,200	3,539	5,000	1,461	41%
Other Services and Expenses	21,000	779	21,000	20,221	2596%
TOTAL EXPENDITURES	\$ <u>1,195,472</u>	\$ <u>1,129,393</u>	\$ <u>1,197,543</u>	\$ <u>68,150</u>	<u>6%</u>

**Long Beach Community College District
2018-2019 Tentative Budget
Self Insurance Fund**

	ADOPTED	ESTIMATED	TENTATIVE	CHANGE	
	BUDGET	ACTUAL	BUDGET	AMOUNT	PERCENT
	2017-2018	2017-2018	2018-2019		
OPERATING SURPLUS/(DEFICIT)	\$ 16,528	\$ 76,607	\$ 8,457	\$ (68,150)	-89%
Plus Beginning Balance	3,187,821	3,187,821	3,264,428	76,607	2%
ENDING BALANCE	\$ 3,204,349	\$ 3,264,428	\$ 3,272,885	\$ 8,457	0%
FUND BALANCE CLASSIFICATIONS					
Committed Reserve	\$ 3,204,349	\$ 3,264,428	\$ 3,272,885	\$ 8,457	0%

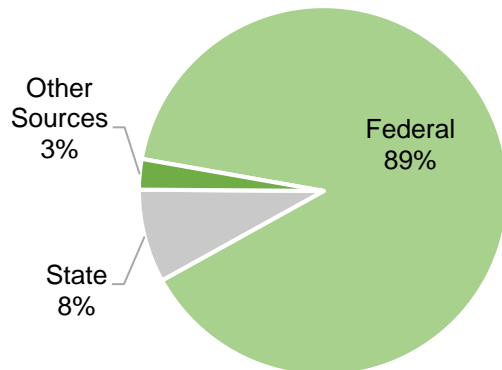
**Long Beach Community College District
2018-2019 Tentative Budget**

Student Financial Aid Fund

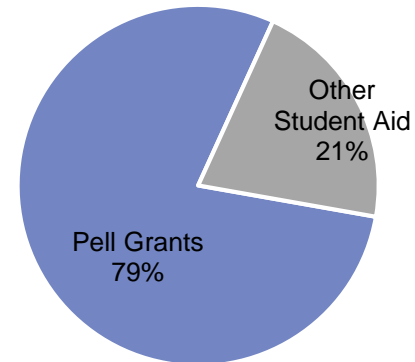
Effective July 1, 1984, the District was required to maintain a separate fund for the deposit and direct payment of government-funded Student Financial Aid. Included in the Student Financial Aid Fund are: Extended Opportunity Programs and Services (EOPS); Perkins Loans (formerly NDSL); Federal Supplemental Education Opportunity Grants (FSEOG); Cal Grants; Federal Pell Grants; Cooperative Agencies Resources Education (CARE) program; and the W. D. Ford Direct Stafford Loans.

The pie charts below present a graphic picture of the Student Financial Aid Fund budgeted revenues and expenditures broken out by the major account groups. As shown in the expense chart below, all of the expense in this fund is for student aid.

Tentative Budget 2018-19
Revenue by Major Object Groups



Tentative Budget 2018-19
Expenditures by Major Object Groups



**Long Beach Community College District
2018-2019 Tentative Budget
Student Financial Aid Fund**

	ADOPTED BUDGET 2017-2018	ESTIMATED ACTUAL 2017-2018	TENTATIVE BUDGET 2018-2019	CHANGE AMOUNT	PERCENT
BEGINNING BALANCE	\$ <u>121,523</u>	\$ <u>121,523</u>	\$ <u>121,523</u>	\$ <u>0</u>	<u>0%</u>
REVENUE					
Federal Revenue					
Americorps National Service Awards	\$ 80,000	\$ 80,000	\$ 80,000	\$ 0	0%
Pell Grants	34,957,400	34,900,000	34,957,400	57,400	0%
Supplemental Education Opportunity Grants (SEOG)	778,213	816,959	761,557	(55,402)	-7%
W. D. Ford Direct Stafford Loan	3,697,000	3,690,000	3,697,000	7,000	0%
Total Federal Revenue	\$ <u>39,512,613</u>	\$ <u>39,486,959</u>	\$ <u>39,495,957</u>	\$ <u>8,998</u>	<u>0%</u>
State Revenue					
Cal Grants	\$ 2,900,000	\$ 2,900,000	\$ 2,900,000	\$ 0	0%
Cooperative Agencies Resources Education (CARE)	138,000	138,000	138,000	0	0%
Extended Opportunity Programs and Services	400,677	400,677	400,677	0	0%
One-Time Emergency Aid Funding for Dreamer Students	0	172,395	172,395	0	0%
Total State Revenue	\$ <u>3,438,677</u>	\$ <u>3,611,072</u>	\$ <u>3,611,072</u>	\$ <u>0</u>	<u>0%</u>
TOTAL REVENUE	\$ <u>42,951,290</u>	\$ <u>43,098,031</u>	\$ <u>43,107,029</u>	\$ <u>8,998</u>	<u>0%</u>
OTHER FINANCING SOURCES					
INTERFUND TRANSFERS IN					
From Restricted General Fund					
Full-Time Student Success Grant	\$ 854,151	\$ 1,230,000	\$ 720,390	\$ (509,610)	-41%
Community College Completion Grant	0	414,000	414,000	0	0%
From Unrestricted General Fund					
Return to Title IV District Contribution	\$ 45,600	\$ 110,000	\$ 45,600	\$ (64,400)	-59%
TOTAL OTHER FINANCING SOURCES	\$ <u>899,751</u>	\$ <u>1,754,000</u>	\$ <u>1,179,990</u>	\$ <u>(574,010)</u>	<u>-33%</u>
TOTAL REVENUE AND OTHER SOURCES	\$ <u>43,851,041</u>	\$ <u>44,852,031</u>	\$ <u>44,287,019</u>	\$ <u>(565,012)</u>	<u>-1%</u>

**Long Beach Community College District
2018-2019 Tentative Budget
Student Financial Aid Fund**

	ADOPTED BUDGET 2017-2018	ESTIMATED ACTUAL 2017-2018	TENTATIVE BUDGET 2018-2019	CHANGE AMOUNT	PERCENT
EXPENDITURES					
Americorps National Service Awards	\$ 80,000	\$ 80,000	\$ 80,000	\$ 0	0%
Cal Grants	2,900,000	2,900,000	2,900,000	0	0%
Cooperative Agencies Resources Education (CARE)	138,000	138,000	138,000	0	0%
Extended Opportunity Programs and Services	400,677	400,677	400,677	0	0%
Community College Completion Grant	0	414,000	414,000	0	0%
Full-Time Student Success Grant	854,151	1,230,000	720,390	(509,610)	-41%
One-Time Emergency Aid Funding for Dreamer Students	0	172,395	172,395	0	0%
Pell Grants	35,000,000	35,000,000	35,000,000	0	0%
Supplemental Education Opportunity Grants (SEOG)	778,213	816,959	761,557	(55,402)	-7%
W. D. Ford Direct Stafford Loan	3,700,000	3,700,000	3,700,000	0	0%
TOTAL EXPENDITURES	\$ 43,851,041	\$ 44,852,031	\$ 44,287,019	\$ (565,012)	-1%
OPERATING SURPLUS/(DEFICIT)					
	\$ 0	\$ 0	\$ 0	\$ 0	na
Plus Beginning Balance	121,523	121,523	121,523	0	0%
ENDING BALANCE	\$ 121,523	\$ 121,523	\$ 121,523	\$ 0	0%
FUND BALANCE CLASSIFICATIONS					
Restricted Reserve	\$ 121,523	\$ 121,523	\$ 121,523	\$ 0	0%


**Long Beach Community College District
2018-2019 Tentative Budget**

Student Representation Fee Fund

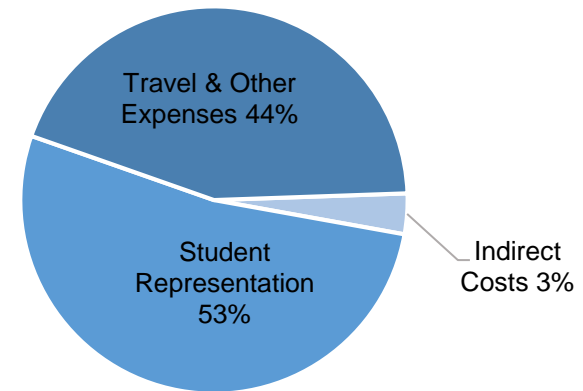
The Student Representation Fee Fund is used to account for moneys collected pursuant to EC §76060.5 that provides for a student representation fee of two dollars per semester. One dollar (\$1) of every two dollar (\$2) fee collected shall be expended to establish and provide support for governmental affairs representatives of local or statewide student body organizations who may be stating their positions and viewpoints before city, county, and district governments and before offices and agencies of the state government. The remaining dollar will be distributed to the Board of Governors to be expended on the establishment and to support the operations of a statewide community college student organization, recognized by the Board of Governors of the California Community Colleges.

Fees collected pursuant to EC §76060.5 shall be under the custody of the district's chief fiscal officer and, subject to approval of the governing board, shall be deposited or invested in one or more of the following ways: in an insured bank, state-chartered savings and loan association, credit union, centralized State Treasury system, or other depository or investment as authorized by EC §76063. The funds collected are deposited at Farmers and Merchants Bank in a fully insured account.

Tentative Budget 2018-19
Revenue by Major Object Groups



Tentative Budget 2018-19
Expenditures by Major Object Groups



**Long Beach Community College District
2018-2019 Tentative Budget
Student Representation Fee Fund**

	ADOPTED	ESTIMATED	TENTATIVE	CHANGE	
	BUDGET	ACTUAL	BUDGET	AMOUNT	PERCENT
	2017-2018	2017-2018	2018-2019		
BEGINNING BALANCE	\$ <u>31,832</u>	\$ <u>31,832</u>	\$ <u>53,702</u>	\$ <u>21,870</u>	<u>69%</u>
REVENUE					
Local Revenue					
Student Representation Fee	\$ 68,000	\$ 67,030	\$ 66,000	\$ (1,030)	-2%
Interest	150	820	560	(260)	-32%
TOTAL REVENUE	\$ <u>68,150</u>	\$ <u>67,850</u>	\$ <u>66,560</u>	\$ <u>(1,290)</u>	<u>-2%</u>
EXPENDITURES					
SUPPLIES & MATERIALS					
Other Supplies	\$ 1,000	\$ 788	\$ 800	\$ 12	2%
CONTRACT SERVICES AND OPERATING EXPENSES					
Professional Services	\$ 31,620	\$ 32,446	\$ 31,000	\$ (1,446)	-4%
Travel and Conferences	25,000	11,677	25,000	13,323	114%
Postage	200	0	200	200	na
Indirect Costs	4,760	1,069	2,000	931	87%
TOTAL CONTRACT SERVICES AND OPERATING EXPENSES	\$ <u>61,580</u>	\$ <u>45,192</u>	\$ <u>58,200</u>	\$ <u>13,008</u>	<u>29%</u>
TOTAL EXPENDITURES	\$ <u>62,580</u>	\$ <u>45,980</u>	\$ <u>59,000</u>	\$ <u>13,020</u>	<u>28%</u>
OPERATING SURPLUS/(DEFICIT)	\$ <u>5,570</u>	\$ <u>21,870</u>	\$ <u>7,560</u>	\$ <u>(14,310)</u>	<u>-65%</u>
Plus Beginning Balance	31,832	31,832	53,702	21,870	69%
ENDING BALANCE	\$ <u>37,402</u>	\$ <u>53,702</u>	\$ <u>61,262</u>	\$ <u>7,560</u>	<u>14%</u>
FUND BALANCE CLASSIFICATIONS					
Restricted Reserve	\$ 37,402	\$ 53,702	\$ 61,262	\$ 7,560	14%

**Long Beach Community College District
2018-2019 Tentative Budget**

Veterans Stadium Operations Fund

This Special Revenue Fund is 100% self-supporting. Revenues are derived from the rental of Veterans Stadium to high schools, community groups, antique and auto markets, vehicle sales, commercial filming, and miscellaneous events.

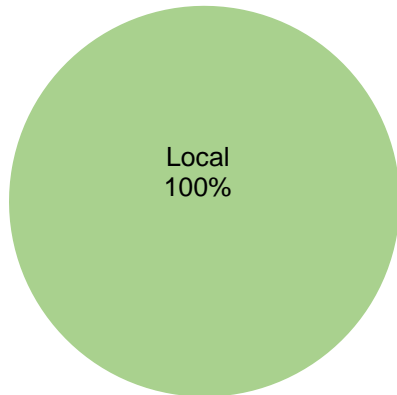
A major \$1.7 million stadium renovation project was completed in 2004-05. This project was funded through an interest-free loan from the Capital Projects Fund. The original loan agreement required five annual payments of \$340,000 beginning in 2004-05. The project experienced unavoidable delays which impacted the facilities use revenues anticipated at the time the loan agreement was developed. As a result, the Veterans Stadium Fund did not meet the 2004-05 budget estimate for revenues. This revenue short-fall made it impossible for the Veterans Stadium Fund to make the first annual loan repayment. The terms of the loan were renegotiated to extend the loan repayment period. The Veterans Stadium Fund repaid \$100,000 annually from fiscal year 2005-06 to 2008-09. \$150,000 was repaid in fiscal years 2009-10 through 2016-17. \$100,000 was repaid in 2017-18 as the final payment of this loan.

Long Beach Community College District
2018-2019 Tentative Budget

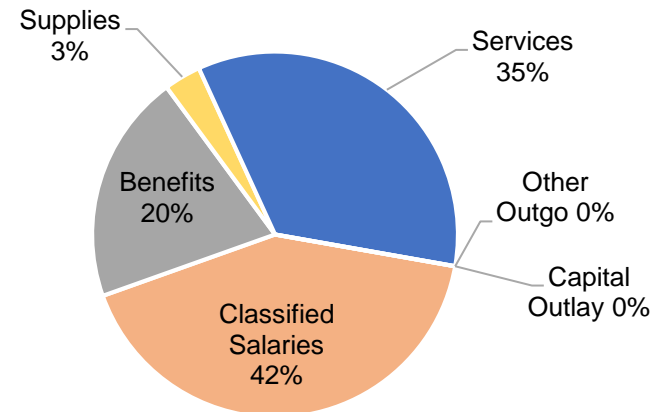
Veterans Stadium Operations Fund

The pie charts below present a graphic picture of the Veterans Stadium Fund budgeted revenues and expenditures broken out by the major account groups. As shown in the revenue chart below, all of the revenue in this fund is from local sources.

Tentative Budget 2018-19
Revenue by Major Object Groups



Tentative Budget 2018-19
Expenditures by Major Object Groups



**Long Beach Community College District
2018-2019 Tentative Budget
Veterans' Stadium Operations Fund**

	ADOPTED	ESTIMATED	TENTATIVE	CHANGE	
	BUDGET 2017-2018	ACTUAL 2017-2018	BUDGET 2018-2019	AMOUNT	PERCENT
BEGINNING BALANCE	\$ <u>460,115</u>	\$ <u>460,115</u>	\$ <u>393,998</u>	\$ <u>(66,117)</u>	<u>-14%</u>
REVENUES					
Local Revenue	\$ 1,300,000	\$ 1,300,000	\$ 1,303,217	\$ 3,217	0%
TOTAL REVENUE	\$ <u>1,300,000</u>	\$ <u>1,300,000</u>	\$ <u>1,303,217</u>	\$ <u>3,217</u>	<u>0%</u>
EXPENDITURES					
CLASSIFIED SALARIES					
Classified Manager/Supervisor Salaries	\$ 102,941	\$ 101,626	\$ 105,086	\$ 3,460	3%
Classified Non-Instructional Salaries	359,197	340,973	394,433	53,460	16%
Classified Hourly Non-Instructional Salaries	44,909	67,127	44,909	(22,218)	-33%
TOTAL CLASSIFIED SALARIES	\$ <u>507,047</u>	\$ <u>509,726</u>	\$ <u>544,428</u>	\$ <u>34,702</u>	<u>7%</u>
BENEFITS	\$ 241,528	\$ 234,451	\$ 265,139	\$ 30,688	13%
SUPPLIES AND MATERIALS					
Other Supplies	\$ 37,550	\$ 37,500	\$ 37,550	\$ 50	0%
Fuel	5,000	5,000	5,000	0	0%
TOTAL SUPPLIES AND MATERIALS	\$ <u>42,550</u>	\$ <u>42,500</u>	\$ <u>42,550</u>	\$ <u>50</u>	<u>0%</u>
CONTRACT SERVICES AND OPERATING EXPENSES					
Professional Services	\$ 50,000	\$ 200,000	\$ 194,800	\$ (5,200)	-3%
Travel and Conferences	2,500	2,000	2,500	500	25%
Utilities	205,000	205,000	205,000	0	0%
Rents, Building Repair Maintenance and Equipment Repair	33,500	41,920	33,500	(8,420)	-20%
Postage	100	100	100	0	0%
Other Services and Expenses	15,200	20,200	15,200	(5,000)	-25%
TOTAL CONTRACT SERVICES AND OPERATING EXPENSES	\$ <u>306,300</u>	\$ <u>469,220</u>	\$ <u>451,100</u>	\$ <u>(18,120)</u>	<u>-4%</u>

**Long Beach Community College District
2018-2019 Tentative Budget
Veterans' Stadium Operations Fund**

	ADOPTED	ESTIMATED	TENTATIVE	CHANGE	
	BUDGET 2017-2018	ACTUAL 2017-2018	BUDGET 2018-2019	AMOUNT	PERCENT
CAPITAL OUTLAY					
Equipment	\$ 44,800	\$ 10,220	\$ 0	\$ (10,220)	-100%
TOTAL EXPENDITURES	<u>\$ 1,142,225</u>	<u>\$ 1,266,117</u>	<u>\$ 1,303,217</u>	<u>\$ 37,100</u>	<u>3%</u>
OTHER OUTGO					
INTERFUND TRANSFERS OUT					
To Capital Projects Fund (Pre-Existing Loan Payment)	\$ 100,000	\$ 100,000	\$ 0	\$ (100,000)	-100%
TOTAL OTHER OUTGO	<u>\$ 100,000</u>	<u>\$ 100,000</u>	<u>\$ 0</u>	<u>\$ (100,000)</u>	<u>-100%</u>
TOTAL EXPENDITURE & OTHER OUTGO	<u>\$ 1,242,225</u>	<u>\$ 1,366,117</u>	<u>\$ 1,303,217</u>	<u>\$ (62,900)</u>	<u>-5%</u>
OPERATING SURPLUS/(DEFICIT)	<u>\$ 57,775</u>	<u>\$ (66,117)</u>	<u>\$ 0</u>	<u>\$ 66,117</u>	<u>-100%</u>
Plus Beginning Balance	460,115	460,115	393,998	(66,117)	-14%
ENDING BALANCE	<u>\$ 517,890</u>	<u>\$ 393,998</u>	<u>\$ 393,998</u>	<u>\$ 0</u>	<u>0%</u>
FUND BALANCE CLASSIFICATIONS					
Committed Reserve	\$ 517,890	\$ 393,998	\$ 393,998	\$ 0	0%