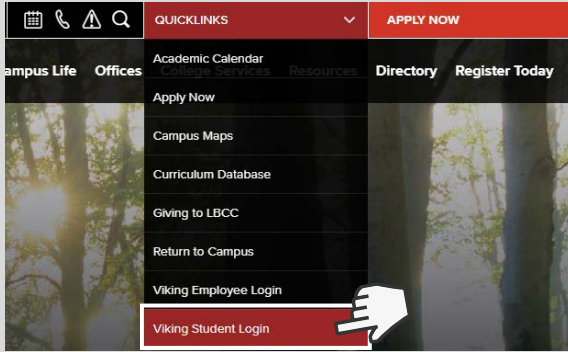


HOW TO: Complete the LBCC Online Orientation

DIRECTIONS: The orientation must be completed via computer (desktop or laptop) & is only compatible with Chrome or Firefox. You will only need to complete the orientation once while at LBCC. At any time you can save and continue another time.

COMPLETING THE ONLINE ORIENTATION IS A REQUIREMENT TO REGISTER FOR CLASSES.

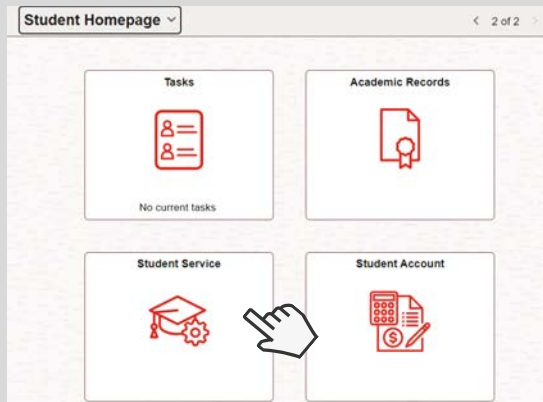
1. Go to www.lbcc.edu click on "Quicklinks," & select "Viking Student Login"



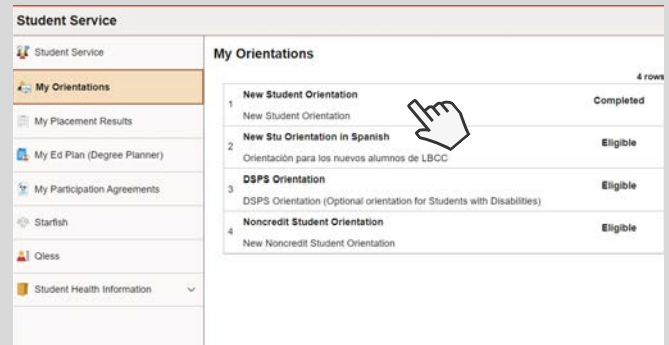
2. Enter LBCC Viking ID# & Password.



3. Click the "Student Service" box



4. Click on "My Orientation" & select "New Student Orientation"



5. Read the Overview & click "NEXT" on the bottom right corner.



6. Students must complete the orientation & pass the final quiz with 80% or more to earn credit.



NOTE: There will be videos, readings & mini quizzes.