



Zoom Guide for Students

ការណែនាំអំពីការប្រើប្រាស់កម្មវិធី Zoom

សំរាប់សិស្សានុសិស្ស

Joining a Zoom Meeting

ចូលរួមការប្រជុំតាមកម្មវិធី Zoom

Step 1: Open Your Email ដំបូងអ្នកបើកEmail ឬក៏Yahooរបស់អ្នក



You have two choices for step 2:

អ្នកមានជំរើសពីរសំរាប់ជំហានទី ២:

- **Join online by clicking the URL (link)**

ចូលរួមតាមអ៊ីនធឺណិតដោយចុចលើវេបសាយURL

Or ឬក៏

- **Join by dialing a phone number**

ចូលរួមដោយដាក់លេខទូរស័ព្ទ

Online - Step 2: Click the URL (link) in the email

ជំហានទី ២៖ ចុចតាមវេបសាយ URL ក្នុងអ៊ីមែលរបស់អ្នក

Hi there,

Faith is inviting you to a scheduled Zoom meeting.

Topic: Grammar Workshop

Time: May 25, 2020 05:00 PM Pacific Time (US and Canada)

Join from PC, Mac, Linux, iOS or Android

<https://cccconfer.zoom.us/j/93334383113?pwd=Y2xsQkJ1NzROOG1DVlpNbTFFNSszUT09>

Password: 608422

Or iPhone one-tap (US Toll): +13126266799,93334383113# or +16468769923,93334383113#

Or Telephone:

Dial:

+1 312 626 6799 (US Toll)

+1 646 876 9923 (US Toll)

+1 301 715 8592 (US Toll)

+1 346 248 7799 (US Toll)

+1 669 900 6833 (US Toll)

+1 253 215 8782 (US Toll)

Meeting ID: 933 3438 3113

International numbers available: <https://cccconfer.zoom.us/j/93334383113>

Or Skype for Business (Lync):

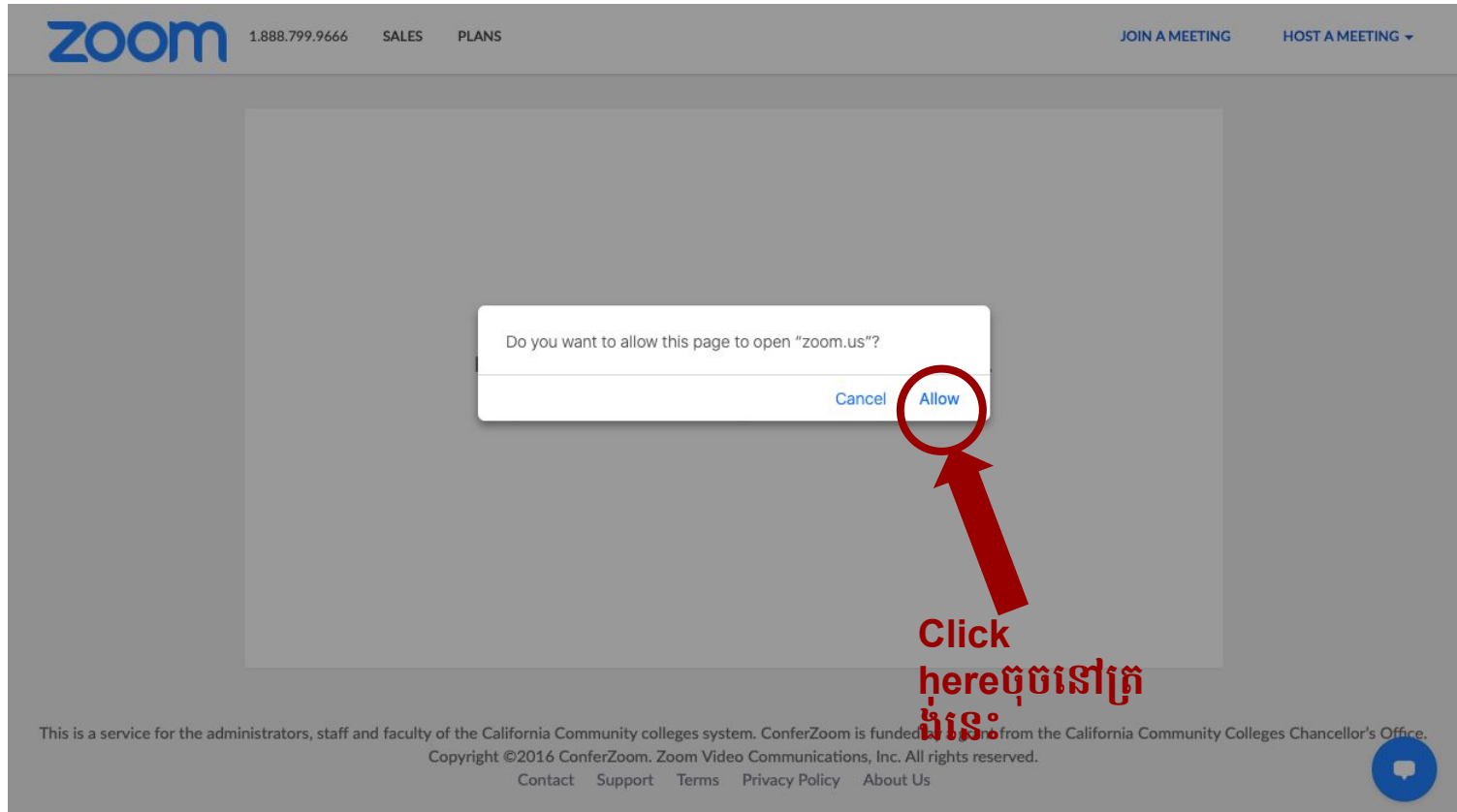
<SIP:93334383113.608422@lync.zoom.us>



**Click here
ចុចនៅត្រង់នេះ**

Online - Step 3: Click “Allow”

ជំហានទី ៣៖ ចុចលើពាក្យ “អនុញ្ញាត”



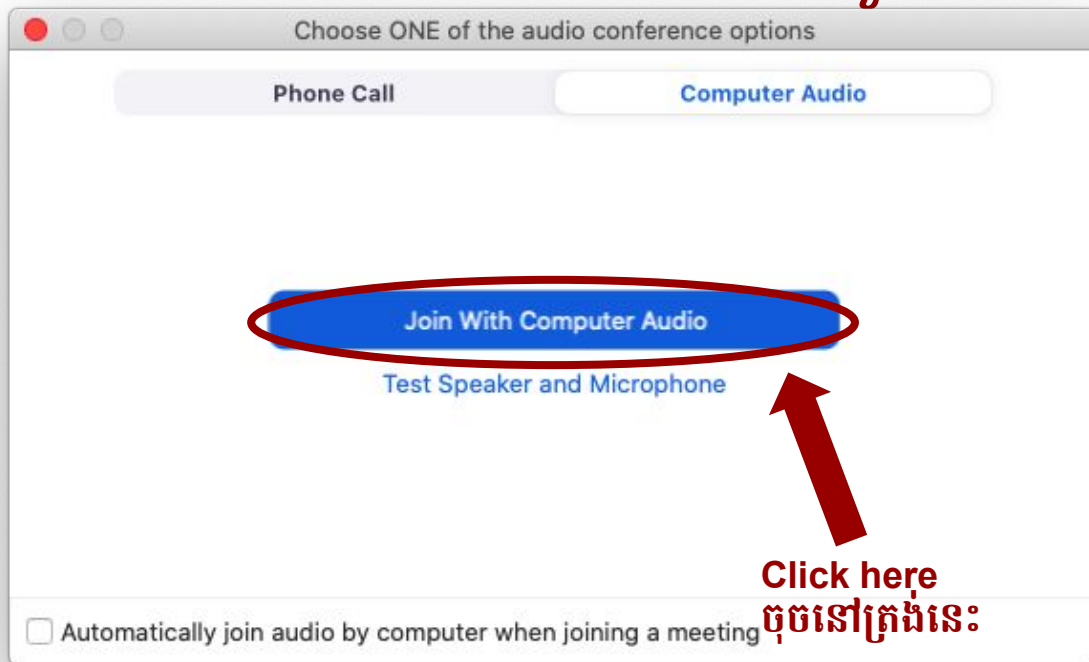
The screenshot shows the Zoom website interface. At the top, the Zoom logo is on the left, followed by the phone number 1.888.799.9666, and links for SALES and PLANS. On the right, there are links for JOIN A MEETING and HOST A MEETING. In the center, a white dialog box asks, "Do you want to allow this page to open 'zoom.us'?". Below the text are two buttons: "Cancel" and "Allow". The "Allow" button is circled in red, and a red arrow points to it from the text "Click here ចុចនៅត្រង់នេះ" (Click here, click at this point) located below the dialog box. At the bottom of the page, there is a footer with a disclaimer: "This is a service for the administrators, staff and faculty of the California Community colleges system. ConferZoom is funded by the state of California from the California Community Colleges Chancellor's Office. Copyright ©2016 ConferZoom. Zoom Video Communications, Inc. All rights reserved." and a footer menu with links for Contact, Support, Terms, Privacy Policy, and About Us. A blue chat icon is in the bottom right corner.

Online - Step 4: If nothing opens, click the blue text

ជំហានទី ៤៖ ប្រសិនបើគ្មានអ្វីបើកទេសូមចុចលើអក្សរពណ៌ខៀវ

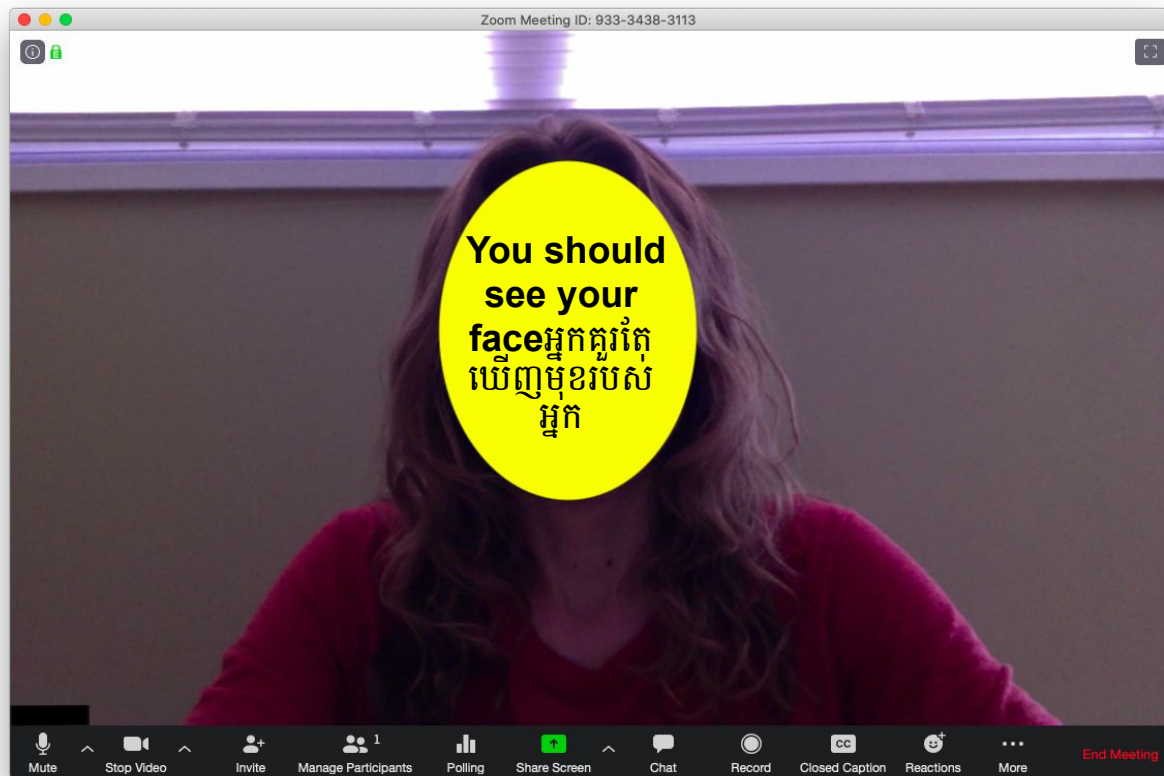
The screenshot shows the Zoom website header with the logo, phone number (1.888.799.9666), and links for SALES and PLANS. On the right, there are links for JOIN A MEETING and HOST A MEETING. The main content area features a loading spinner and two lines of text with blue links: "If nothing prompts from browser [download & run Zoom](#)" and "If you cannot download or run the application, [start from your browser.](#)". Two red-bordered callout boxes with arrows point to these links. The top callout box contains the text: "Click here if you want to download Zoom on your computer. ចុចត្រង់នេះប្រសិនបើអ្នកចង់ទាញយកកម្មវិធីzoomនៅលើកុំព្យូទ័ររបស់អ្នក។" The bottom callout box contains the text: "Click here if you want to continue without downloading. ចុចត្រង់នេះប្រសិនបើអ្នកចង់បន្តដោយមិនចាំបាច់ទាញយកកម្មវិធី។" At the bottom of the page, there is a footer with a disclaimer: "This is a service for the administrators, staff and faculty of the California Community colleges system. ConferZoom is funded by a grant from the California Community Colleges Chancellor's Office. Copyright ©2016 ConferZoom. Zoom Video Communications, Inc. All rights reserved." and a navigation menu with links for Contact, Support, Terms, Privacy Policy, and About Us. A blue chat icon is located in the bottom right corner.

Online - Step 5: Click “Join With Computer Audio” ជំហានទី ៥ ចុច “ចូលរួមជាមួយសម្លេងកុំព្យូទ័រ”



Online - Zoom should now open!

កម្មវិធីZoomឥឡូវត្រូវតែបើក!



Dial - Step 2: Dial a phone number in the email

ជំហានទី ២៖ ចុចលេខទូរស័ព្ទក្នុងអ៊ីមែល

Hi there,

Faith is inviting you to a scheduled Zoom meeting.

Topic: Grammar Workshop

Time: May 25, 2020 05:00 PM Pacific Time (US and Canada)

Join from PC, Mac, Linux, iOS or Android: <https://cccconfer.zoom.us/j/93334383113?pwd=Y2xsQkJ1NzROOG1DVlpNbTFFNSszUT09>
Password: 608422

Or iPhone one-tap (US Toll): +13126266799,93334383113# or +16468769923,93334383113#

Or Telephone:
Dial:
+1 312 626 6799 (US Toll)
+1 646 876 9923 (US Toll)
+1 301 715 8592 (US Toll)
+1 346 248 7799 (US Toll)
+1 669 900 6833 (US Toll)
+1 253 215 8782 (US Toll)

Meeting ID: 933 3438 3113

International numbers available: <https://cccconfer.zoom.us/u/abY7Qah0t>

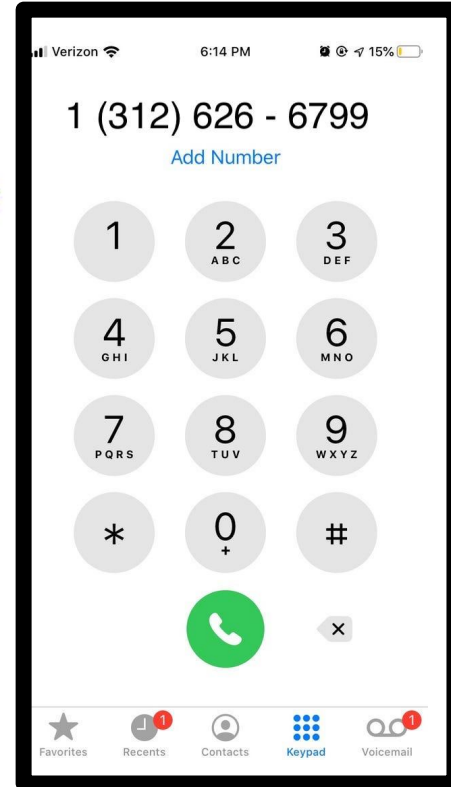
Or Skype for Business (Lync):

<SIP:93334383113.608422@lync.zoom.us>



**Dial one of these
phone numbers.
ចុចលេខទូរស័ព្ទមួយ**

ក្នុងចំណោមលេខទូរស័ព្ទទាំងនេះ។



Dial - Step 2: Enter the Meeting ID

ជំហានទី ២៖ បញ្ចូលលេខសម្គាល់ការប្រជុំ

Hi there,

Faith is inviting you to a scheduled Zoom meeting.

Topic: Grammar Workshop

Time: May 25, 2020 05:00 PM Pacific Time (US and Canada)

Join from PC, Mac, Linux, iOS or Android: <https://cccconfer.zoom.us/j/93334383113?pwd=Y2xsQkJ1NzROOG1DVPpNbTFFNSs>
Password: 608422

Or iPhone one-tap (US Toll): +13126266799,93334383113# or +16468769923,93334383113#

Or Telephone:

Dial:

+1 312 626 6799 (US Toll)

+1 646 876 9923 (US Toll)

+1 301 715 8592 (US Toll)

+1 346 248 7799 (US Toll)

+1 669 900 6833 (US Toll)

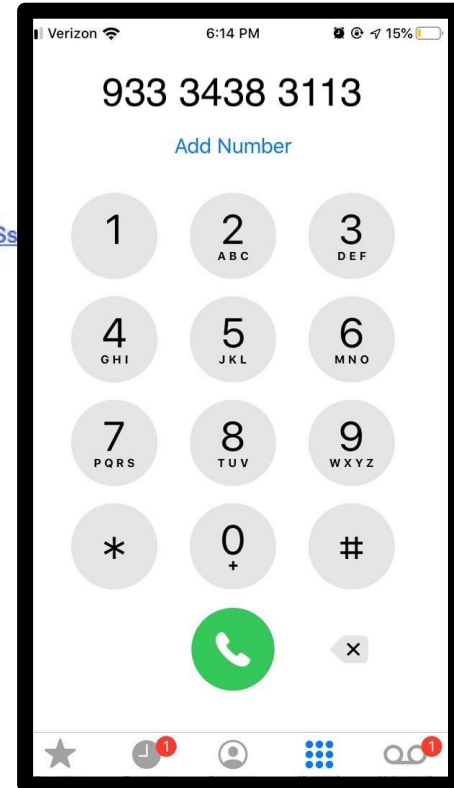
+1 252 315 8782 (US Toll)

Meeting ID: 933 3438 3113

International numbers available: <https://cccconfer.zoom.us/u/abY7Qah0t>

Or Skype for Business (Lync):

<SIP:93334383113.608422@lync.zoom.us>

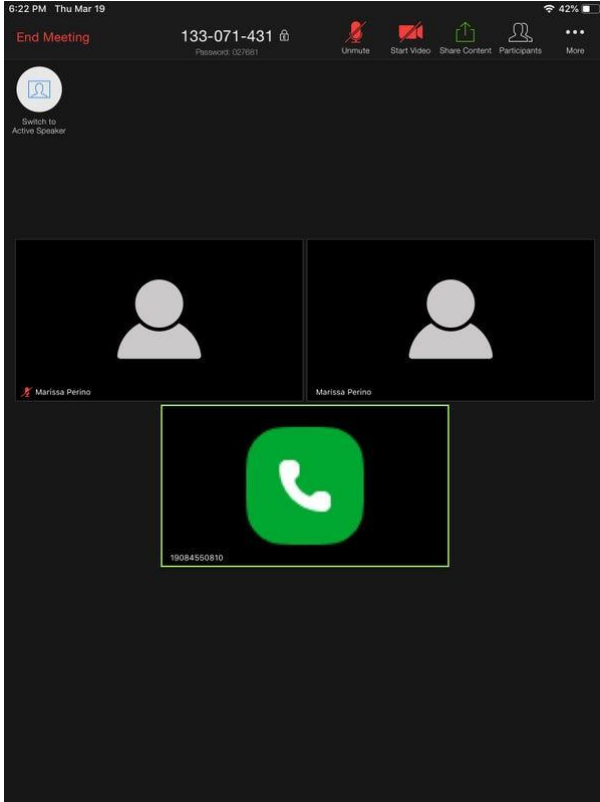


**Enter the meeting ID
on your dialpad when
prompted.**

បញ្ចូលលេខសម្គាល់ការប្រជុំនៅ
ក្នុងទូរស័ព្ទរបស់អ្នក។

Dial - Zoom should now open!

កម្មវិធីZoomឥឡូវត្រូវតែបើក!



You may see a screen that looks like this. If you join Zoom by dialing in, you will see a phone symbol instead of your face.

អ្នកអាចមើលឃើញអេក្រង់ដែលដូចក្នុងរូបនេះ។

ប្រសិនបើអ្នកចូលរួមកម្មវិធីZoom ដោយចុចចូលតាមរយៈលេខទូរសព្ទនេះអ្នកនឹងឃើញនិមិត្តសញ្ញាទូរស័ព្ទជំនួសមុខរបស់អ្នក។

Other Screens You May

Sometimes See

អេក្រង់ផ្សេងទៀតដែលពេលខ្លះអ្នកអាចមើលឃើញ

You Might See: A Waiting Room Screen

អ្នកអាចមើលឃើញ: អេក្រង់រង់ចាំ

 Zoom

– □ ×

Please wait, the meeting host will let you in soon.

Zoom Testing

4/7/2020

Test Computer Audio

You Should: Wait for the Meeting to Start

អ្នកគួរតែ: រង់ចាំសម្រាប់កិច្ចប្រជុំចាប់ផ្តើម

 Zoom

– □ ×

Please wait, the meeting host will let you in soon.

Zoom Testing

4/7/2020

Test Computer Audio

You Might See: A Password Screen

អ្នកអាចមើលឃើញ: អេក្រង់ពាក្យសម្ងាត់



Enter meeting password

Join Meeting

Cancel

You Should: Find and Type in the Password

អ្នកគួរតែ: ស្វែងរកនិងវាយបញ្ចូលពាក្យសម្ងាត់

Hi there,

Faith is inviting you to a scheduled Zoom meeting.

Topic: Grammar Workshop

Time: May 25, 2020 05:00 PM Pacific Time (US and Canada)

Join from PC, Mac, Linux, iOS or Android: <https://cccconfer.zoom.us/j/93334383113?pwd=Y2xsQkJ1NzROOG1DVIpNbTFFNSszUT09>

Password: 608422

Or iPhone one-tap (US and Canada): [+13126266799](tel:+13126266799), [+13126266799,93334383113#](tel:+13126266799) or [+16468769923](tel:+16468769923), [+16468769923,93334383113#](tel:+16468769923)

Or Telephone:

Dial:

+1 312 626 6799 (US Toll)

+1 646 876 9923 (US Toll)

+1 301 715 8592 (US Toll)

+1 346 248 7799 (US Toll)

+1 669 900 6833 (US Toll)

+1 253 215 8782 (US Toll)

Meeting ID: 933 3438 3113

International numbers available: <https://cccconfer.zoom.us/j/93334383113>

Or Skype for Business (Lync):

[SIP:93334383113.608422@lync.zoom.us](https://cccconfer.zoom.us/j/93334383113)

If you need a meeting password, find it here in the invitation email. Copy it or remember it, and then paste or type it on the password screen.

ប្រសិនបើអ្នក

ត្រូវការពាក្យសម្ងាត់ប្រជុំសូមរកវានៅក្នុងអ៊ីមែលរបស់អ្នក។ ចម្លងវាឬចងចាំវាហើយបន្ទាប់មកសរសេរវានៅលើអេក្រង

You Might See: A Meeting ID Screen

អ្នកអាចមើល: អេក្រង់លេខសម្គាល់ការប្រជុំ

Join a Meeting

Your meeting ID is a 9, 10, or 11-digit number

Join

You Should: Find and Type in the Meeting ID

អ្នកគួរ: រកនិងវាយបញ្ចូលលេខសម្គាល់ប្រជុំ

Hi there,

Faith is inviting you to a scheduled Zoom meeting.

Topic: Grammar Workshop

Time: May 25, 2020 05:00 PM Pacific Time (US and Canada)

Join from PC, Mac, Linux, iOS or Android: <https://cccconfer.zoom.us/j/933334383113?pwd=Y2xsQkJ1NzROOG1DVlpNbTFFNSszUT09>

Password: 608422

Or iPhone one-tap (US Toll): +13126266799,93334383113# or +16468769923,93334383113#

Or Telephone:

Dial:

+1 312 626 6799 (US Toll)

+1 646 876 9923 (US Toll)

+1 301 715 8592 (US Toll)

+1 346 248 7799 (US Toll)

+1 669 900 6833 (US Toll)

+1 253 215 8782 (US Toll)

Meeting ID: 933 3438 3113

International numbers available: <https://cccconfer.zoom.us/j/933334383113?pwd=Y2xsQkJ1NzROOG1DVlpNbTFFNSszUT09>

Or Skype for Business (Lync):

[SIP:93334383113.608422@lync.zoom.us](https://cccconfer.zoom.us/j/933334383113?pwd=Y2xsQkJ1NzROOG1DVlpNbTFFNSszUT09)

If you need a meeting ID, find it here in the invitation email. Copy it or remember it, and then paste or type it on the meeting ID screen.

ប្រសិនបើអ្នកត្រូវការលេខសម្គាល់ការប្រជុំសូមរកវានៅក្នុងអ៊ីមែលរបស់អ្នក។ ថតចម្លងវាឬចងចាំវាហើយបញ្ចូលមកសរសេរវានៅលើអេក្រង់លេខសម្គាល់ការប្រជុំ។

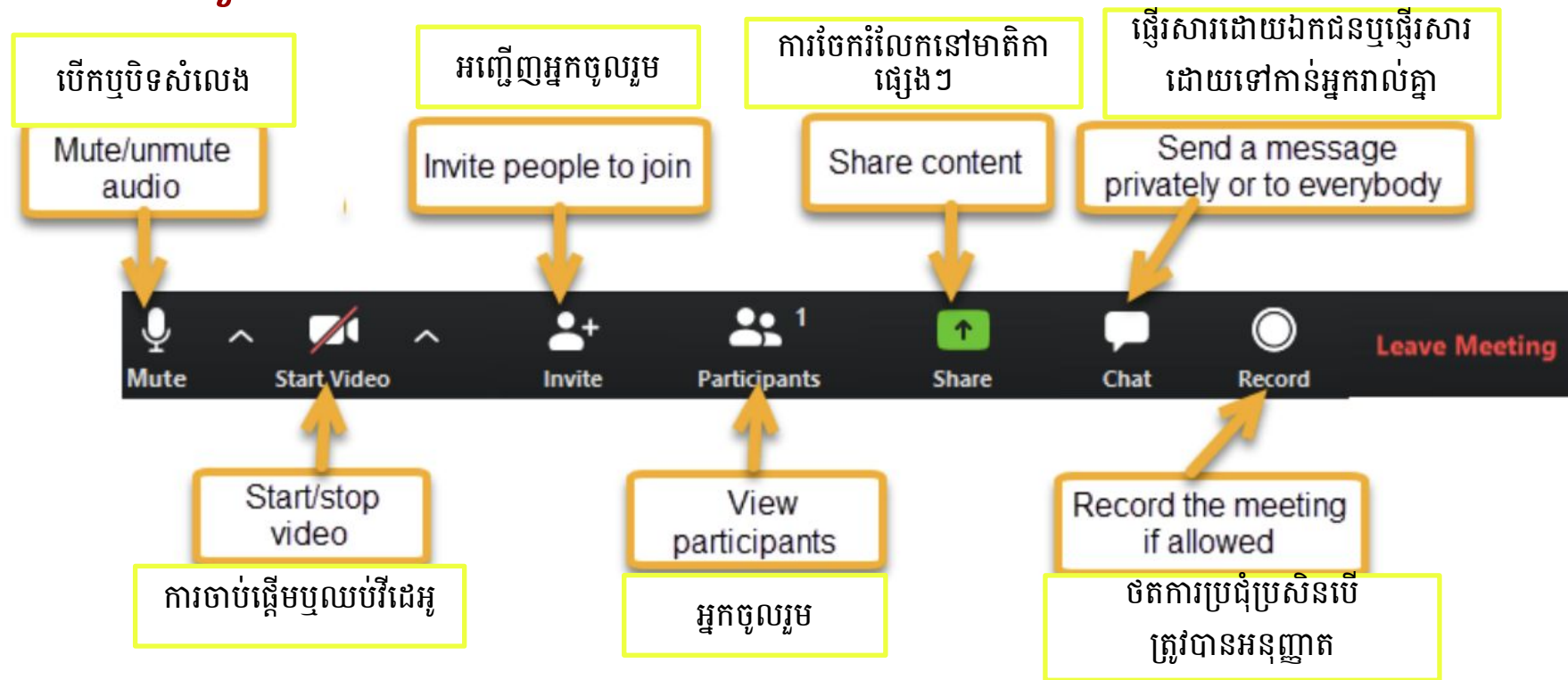


Meeting Controls

ការគ្រប់គ្រងការប្រជុំ

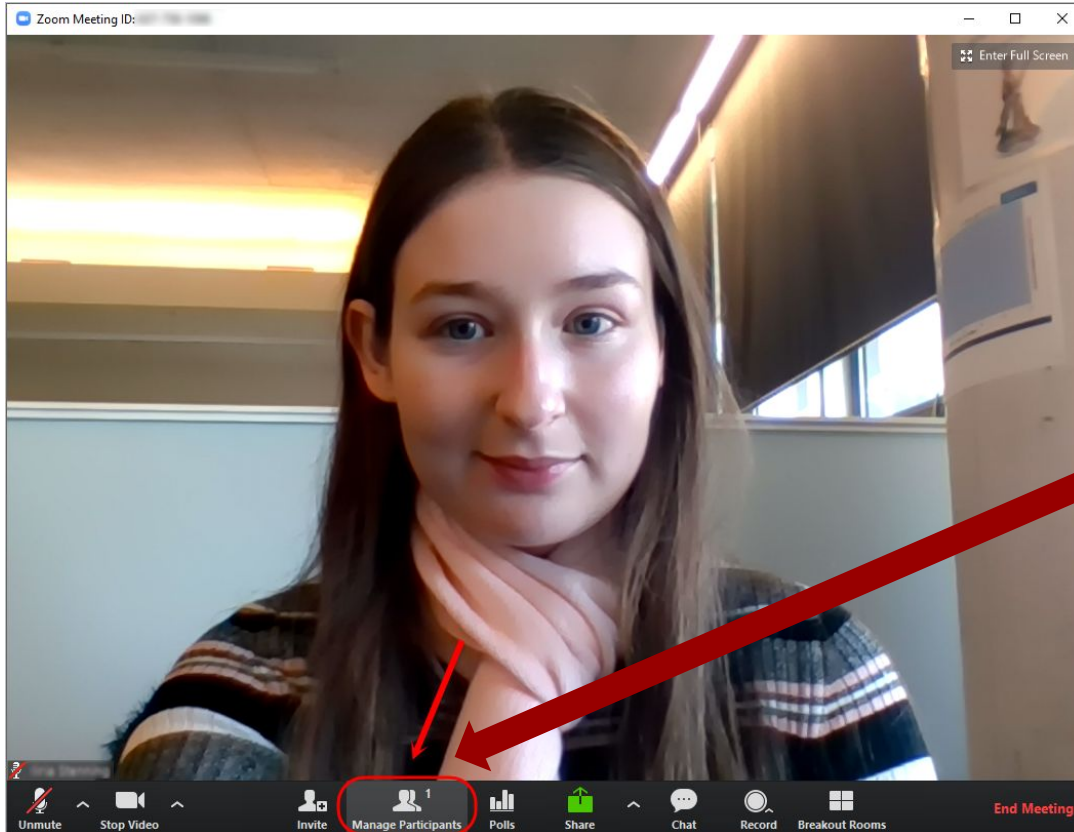
Computer View - Meeting Controls Overview

ទិដ្ឋភាពកុំព្យូទ័រ - ទិដ្ឋភាពទូទៅនៃការគ្រប់គ្រងការប្រជុំ



Computer View - Click “Manage Participants”

ទិដ្ឋភាពកុំព្យូទ័រ - ចុច “ការគ្រប់គ្រងអ្នកចូលរួម”

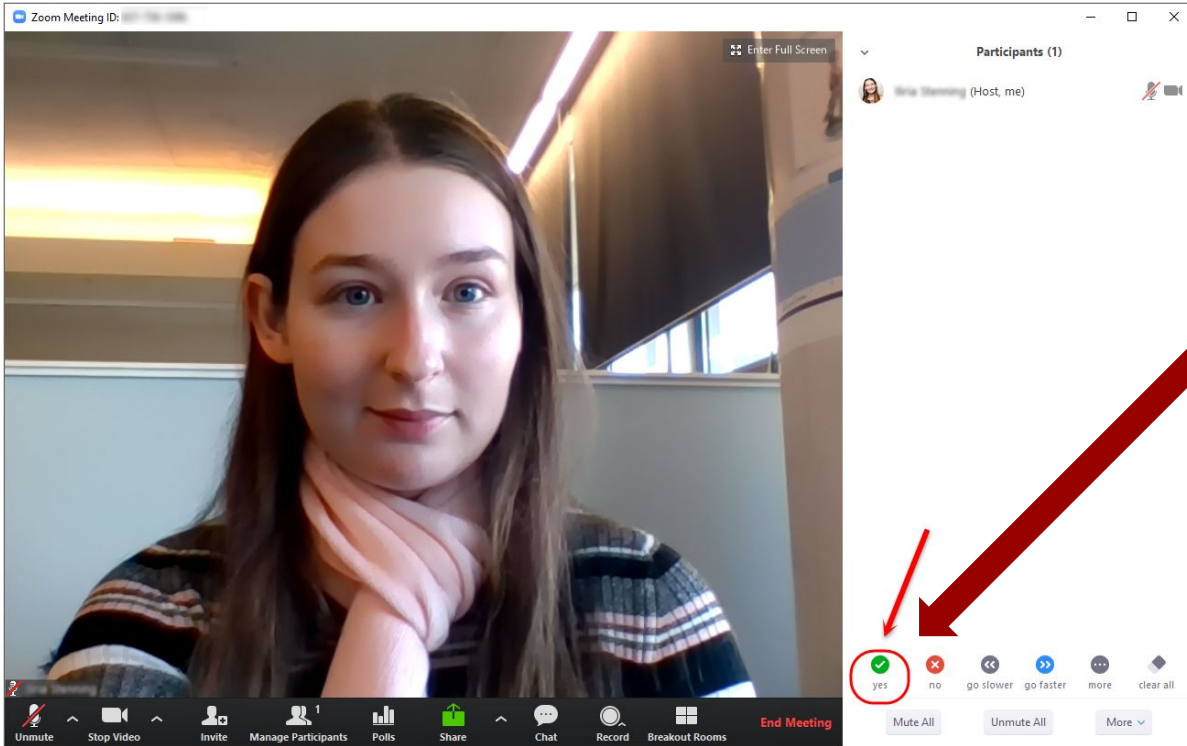


Click “Manage Participants”
to open reaction options.

ចុច “ការគ្រប់គ្រងអ្នកចូលរួម”
ដើម្បីមើលអ្នកចូលរួម។

Computer View - Manage Participants Open

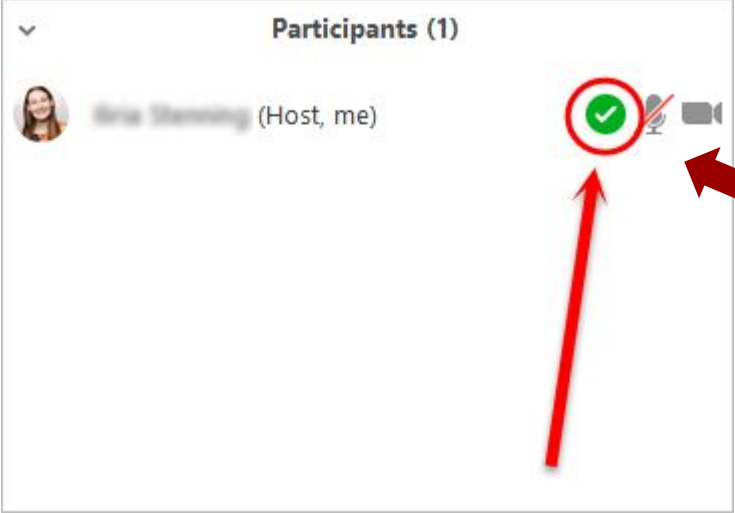
ទិដ្ឋភាពកុំព្យូទ័រ - ចុច “ការគ្រប់គ្រងអ្នកចូលរួម”



A sidebar will open to the right. You can choose from the reactions at the bottom of the sidebar. For example, click “yes” to answer “yes” to the instructor’s question. របារចំហៀងនឹងបើកនៅខាងស្តាំ។ អ្នកអាចជ្រើសរើសពីអ្នកចូលរួមនៅផ្នែកខាងក្រោមនៃរបារចំហៀង។ ឧទាហរណ៍ចុច “បាទ / ចាស” ដើម្បីឆ្លើយ “បាទ / ចាស” ចំពោះសំណួររបស់គ្រូ។

Computer View - Reactions

ទិដ្ឋភាពកុំព្យូទ័រ - ប្រតិកម្មរបស់អ្នកចូលរួម

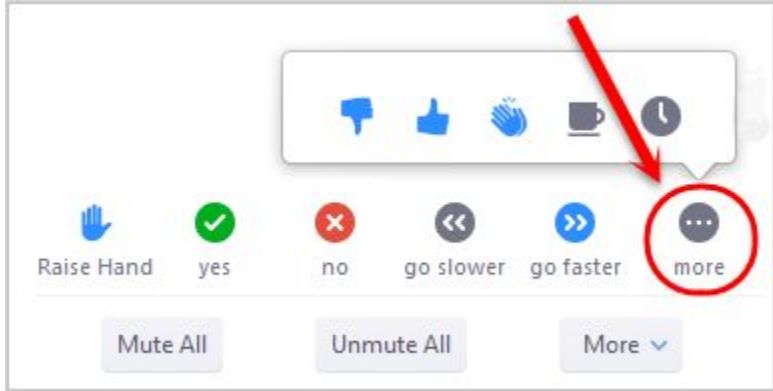


Your reaction will appear next to your name.

រូបនេះបង្ហាញពីប្រតិកម្មអ្នកចូលរួមរបស់អ្នកដែលលេចឡើងនៅជាប់នឹងឈ្មោះរបស់អ្នក។

Computer View - More Reactions

ទិដ្ឋភាពកុំព្យូទ័រ - មានប្រតិកម្មជាច្រើនរបស់អ្នកចូលរួម

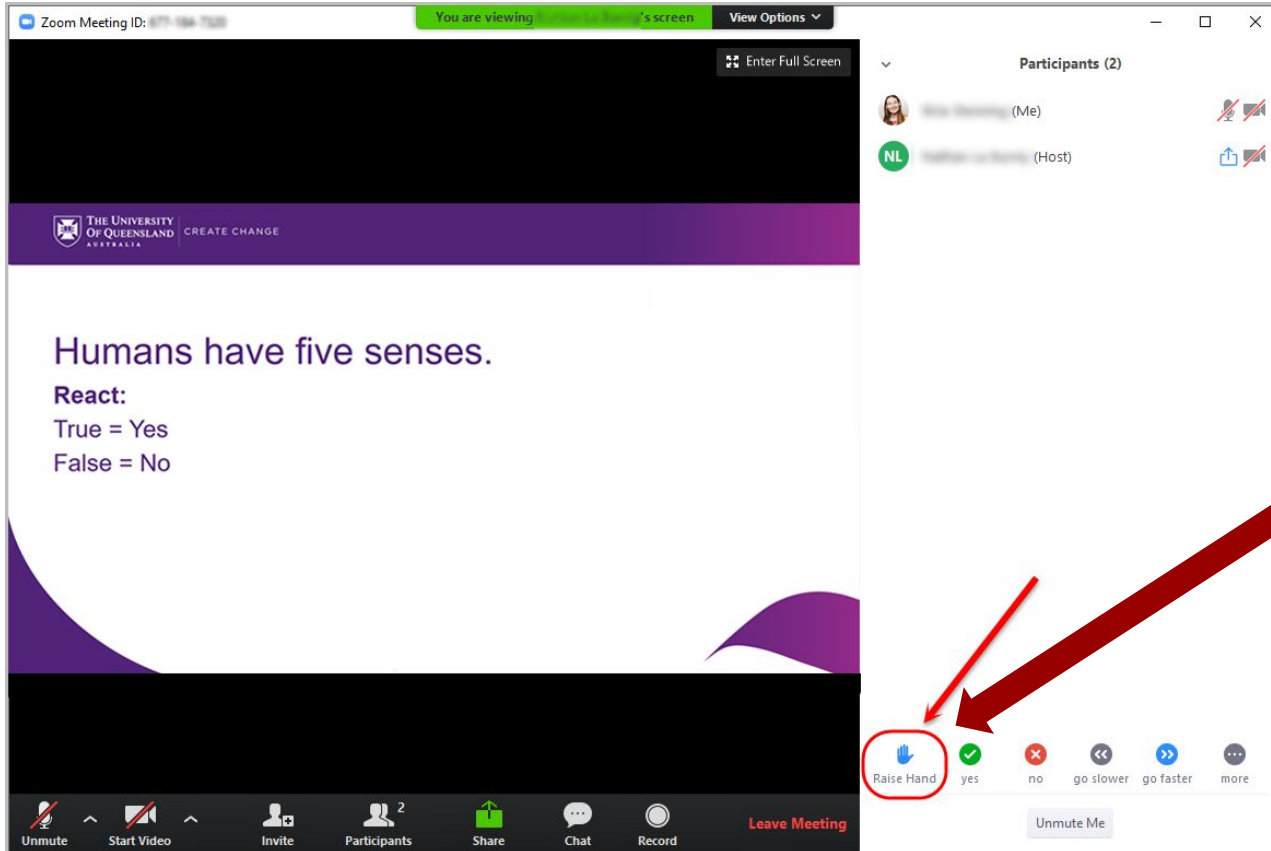


Click “more” for more reaction options.

ចុច “ ច្រើនទៀត ”

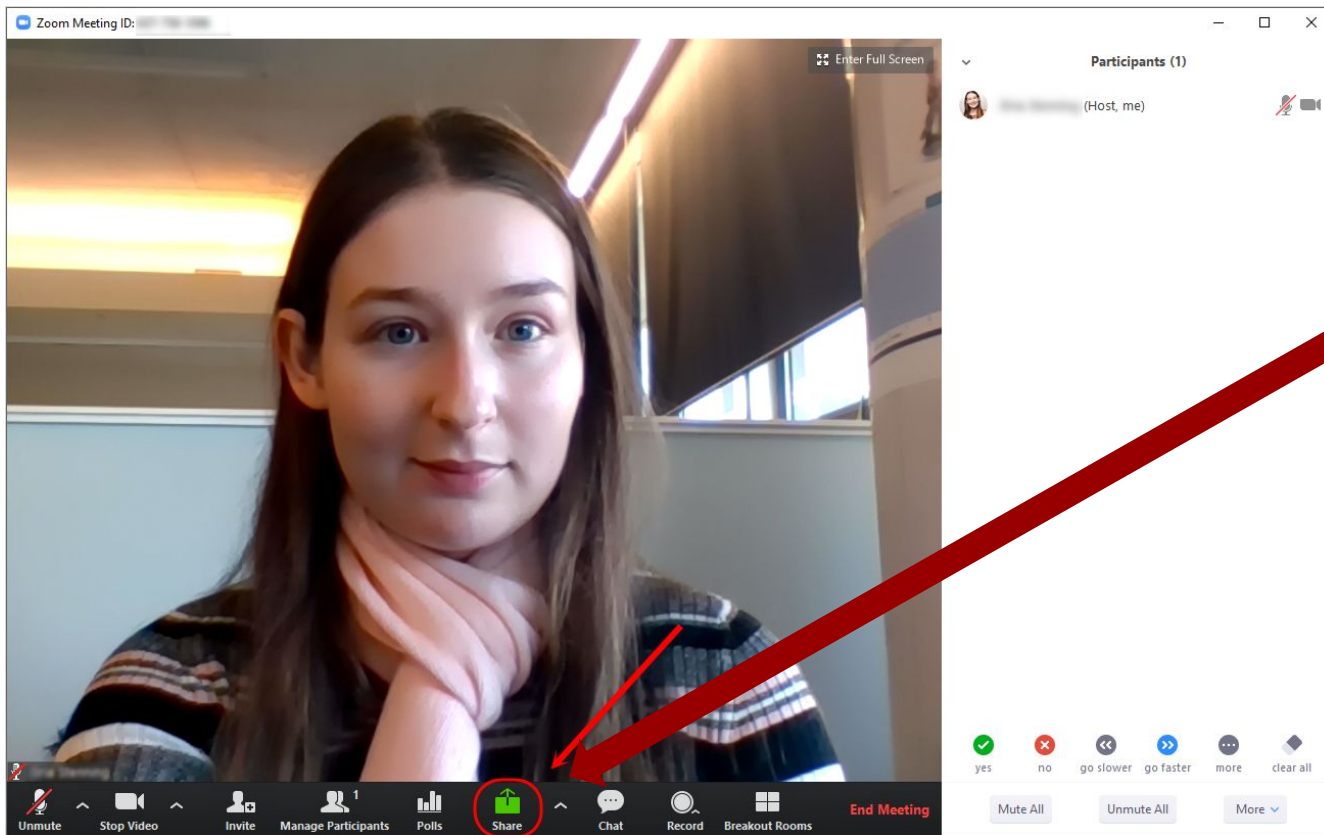
សម្រាប់ជម្រើសប្រតិកម្មជាច្រើនទៀត។

Computer View - Ask a Question ទិដ្ឋភាពកុំព្យូទ័រ - សួរសំណួរ



Click “Raise hand” if you want to ask the instructor a question.
ចុច “លើកដៃ”
ប្រសិនបើអ្នកចង់សួរ
សំណួរគ្រូ។

Computer View - Share Content ទិដ្ឋភាពកុំព្យូទ័រ - ចែករំលែកមាតិកា



Click “Share” to show the instructor or class your PowerPoint presentation or other content on your computer screen.

ចុច “ចែករំលែក”

ដើម

+ បីបង្ហាញគ្រូឬថ្នាក់បទបង្ហាញ
របស់អ្នកឬមាតិកាផ្សេងទៀត
តនៅលើអេក្រង់កុំព្យូទ័រ
យូទ័ររបស់អ្នក។

Mobile Phone - Control Overview

ទូរស័ព្ទ - ទិដ្ឋភាពទូទៅនៃការគ្រប់គ្រង



Click on “More” to see a list of non-verbal feedback reactions (e.g., yes/no, raise hand, etc.).

ចុចលើពាក្យ “ច្រើនទៀត” ដើម្បីមើលប្រតិកម្មផ្សេងៗដែលមិនមែនជាពាក្យសំដី (ឧទាហរណ៍: បាទ/ចាស ឬការលើកដៃ។ ល។) ។



Non-verbal feedback reactions will display next to your name like this.

ប្រតិកម្មឆ្លើយតបដែលមិនមែនជាពាក្យសំដីនឹងបង្ហាញនៅជាប់នឹងឈ្មោះរបស់អ្នកដូចរូបនេះ។