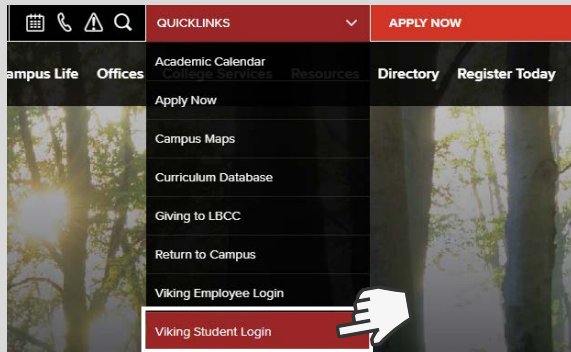


# HOW TO: Complete Participation Agreement for LONG BEACH COLLEGE PROMISE OR VIKING ADVANTAGE

**DIRECTIONS:** Once you've applied to Long Beach City College and created your Viking Student Portal, you will need to complete the online participation agreement for Long Beach College Promise or Viking Advantage.

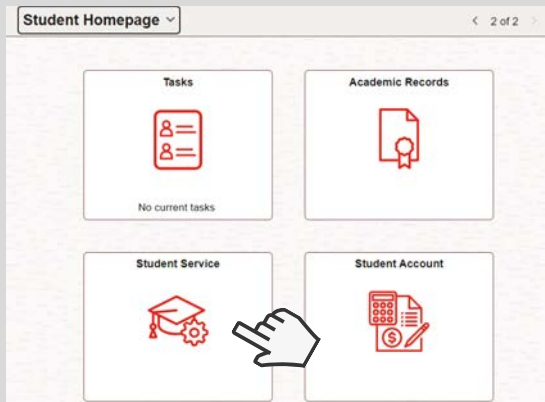
**1. Go to [www.lbcc.edu](http://www.lbcc.edu) click on "Quicklinks," & select "Viking Student Login"**



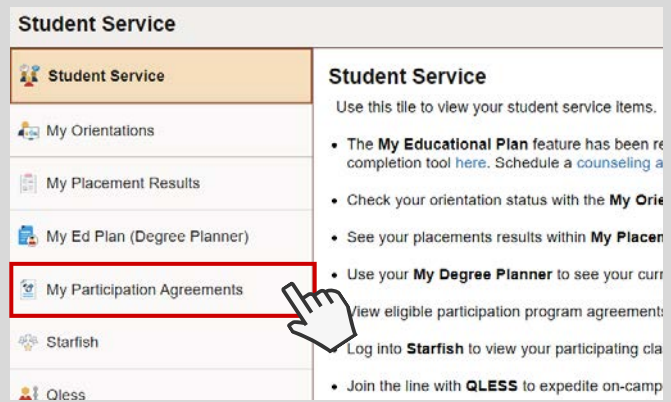
**2. Enter LBCC Viking ID# & Password.**



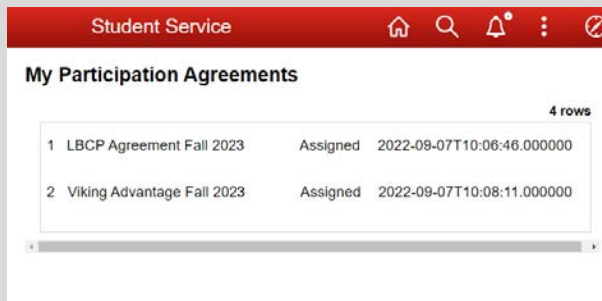
**3. Click the "Student Service" box.**



**4. Click "My Participation Agreements"**



**5. Select one of the following:  
"LBCP Agreement" or "Viking Advantage Agreement"**



**6. Review & submit the agreement.**

