


APPLY FOR YOUR AWARD & GRADUATION

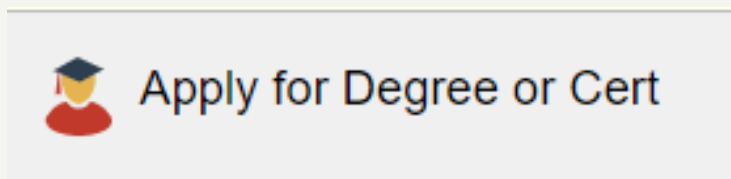
- 1 Go to www.lbcc.edu & log in to *Viking Portal* (Viking ID & Password)



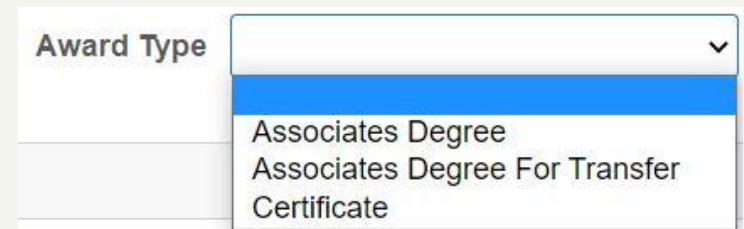
- 2 Click on *Viking Student System* then *Academic Records*



- 3 Choose *Apply for Degree or Cert* to start your application



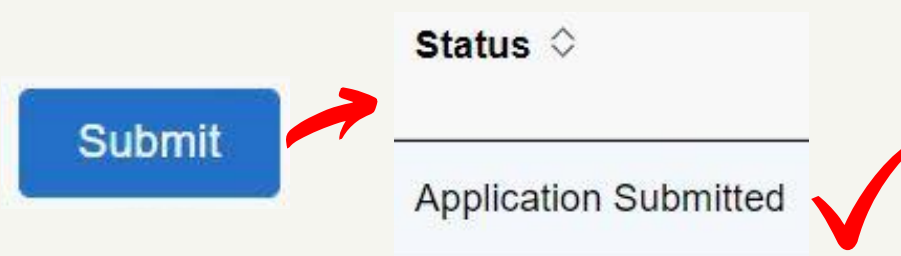
- 4 Select your *Award Type* & click on your *Award Name*



- 5 Verify ALL information listed under *Application Details* is correct & make updates as needed

- *Contact Information*
- *GE Pattern (if applicable)*
- *Will you continue at LBCC?*
- *Transfer & Other Credits*

- 6 Once completed, click *Submit* & choose *Yes* to submit your application - **Congrats!**



For further assistance contact the Completions Counseling program
Email: completions@lbcc.edu • Phone: (562) 938-5180