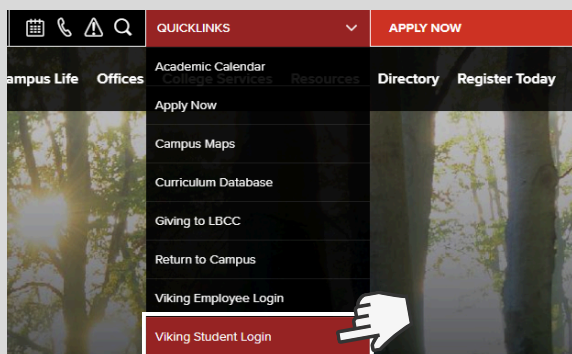


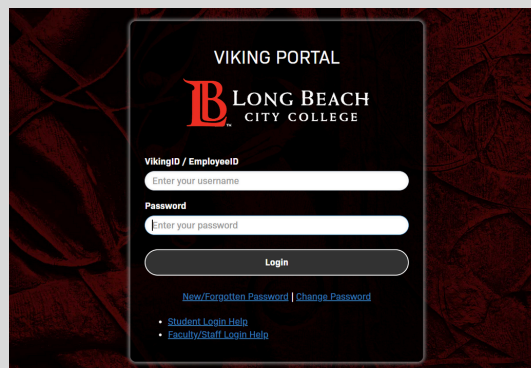
HOW TO: View your Educational Plan (Degree Planner)

DIRECTION: An Education Plan (also known as Degree Planner) outlines the courses you should take in order to reach your educational goal. If you created an Educational Plan with a counselor, you may view it online in your Viking Student Portal. If needed, meet with a counselor to update/change your Ed Plan.

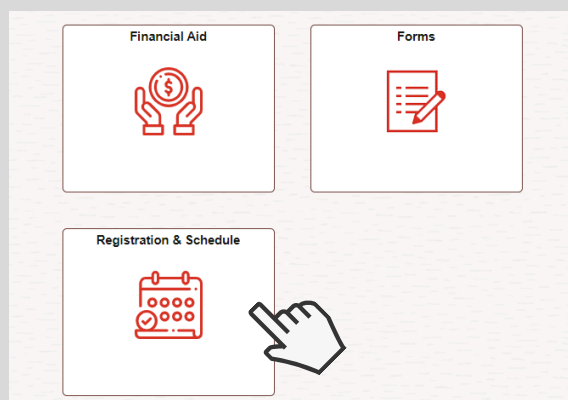
1. Go to www.lbcc.edu click on "Quicklinks," & select "Viking Student Login"



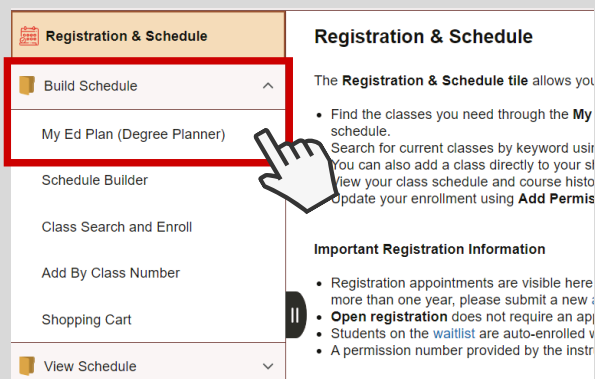
2. Enter LBCC Viking ID# & Password.



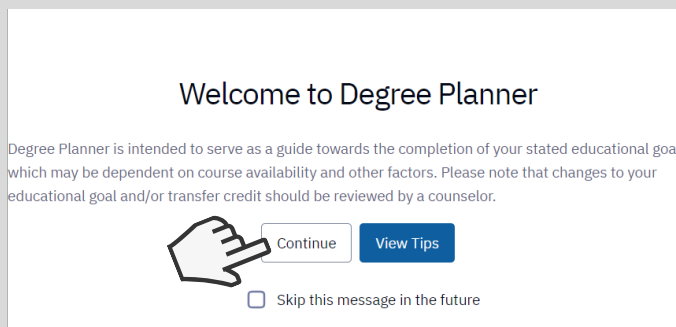
3. Click on "Registration & Schedule"



4. Click "Build Schedule" & then "My Ed Plan (Degree Planner)"



5. Read the overview & click "Continue."



You can choose to View Tips or Skip this message in the future

6. Review your courses by semester.

