










**KEY:**

-  Campus Parking
-  Campus Buildings
-  Parking meters
-  \$2 Daily Parking Permit Machine
-  LBCC Shuttle Stop
-  Construction Area
-  Designated Smoking Area
-  Designated Free Speech Area
-  Distribution/Petitioning Area

These areas may be subject to change, due to the needs of the district



**DIRECTIONS**

**From 405 South (Los Angeles)**

Exit NORTH onto Lakewood Boulevard (toward Long Beach Airport)  
 Turn RIGHT onto Lakewood Boulevard  
 Turn RIGHT onto Wardlow Road  
 Turn LEFT onto Clark Avenue  
 Turn LEFT onto Conant Street  
 Turn LEFT into parking lot and proceed to Building O-2

**From 405 North (Orange County)**

Exit NORTH onto Lakewood Boulevard (toward Long Beach Airport)  
 Turn RIGHT onto Wardlow Road  
 Turn LEFT onto Clark Avenue  
 Turn LEFT onto Conant Street  
 Turn LEFT into parking lot and proceed to Building O-2

**BUILDING O-2 ADDRESS**

4900 East Conant Street  
 Long Beach, CA 90808