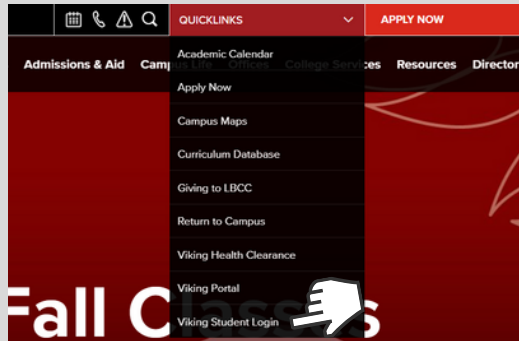



HOW TO: Complete Participation Agreement for LONG BEACH COLLEGE PROMISE OR VIKING ADVANTAGE

DIRECTION: Once you've applied to Long Beach City College and created your Viking Student Portal, you will need to complete the online participation agreement for Long Beach College Promise or Viking Advantage.

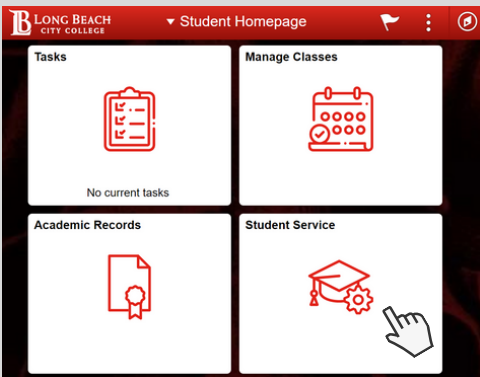
1. Go to www.lbcc.edu hover over "QUICKLINKS" & select "Viking Student Login."



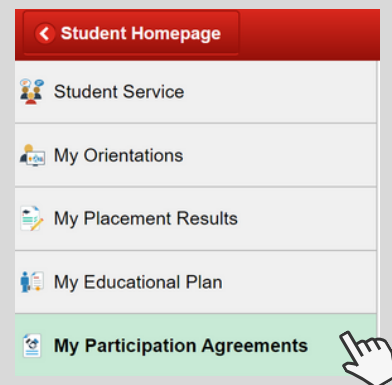
2. Enter LBCC Viking ID# & Password.



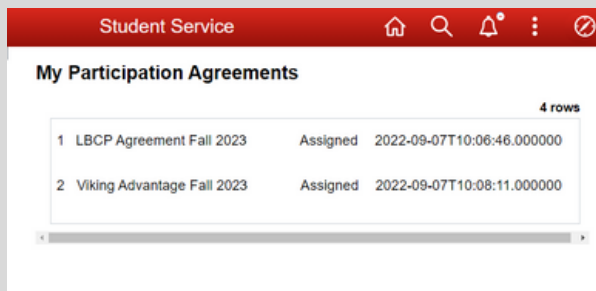
3. Click on the "Student Service" box



4. Click "My Participation Agreements"



5. Select the one of the following "LBCP Agreement" or "Viking Advantage Agreement"



6. Review & submit the agreement.

