



Board of Trustees
Dr. Virginia L. Baxter
Vivian Malauulu
Uduak-Joe Ntuk
Douglas W. Otto
Sunny Zia

Superintendent-President
Reagan F. Romali, Ph.D.

Long Beach City College • Long Beach Community College District

4901 East Carson Street • Long Beach, California 90808

**ANNUAL REPORT FOR THE
LONG BEACH COMMUNITY COLLEGE DISTRICT
FUTURIS TRUST
JULY 2018**

Long Beach Community College District has established the Futuris Public Entity Investment Trust. This Trust is an IRS Section 115 Trust that is used for the purposes of investment and disbursement of funds irrevocably designated by the District for the payment of its obligations to eligible employees and former employees of the District and their eligible dependents and beneficiaries for life, sick, hospitalization, major medical, accident, disability, dental and other similar benefits (sometimes referred to as “other post-employment benefits,” or “OPEB.”) This Trust was established and is managed in compliance with the applicable Governmental Accounting Standards Board (GASB) standards for OPEB. GASB Statements 74 and 75 set the accounting standard for public sector employers to identify and report their (OPEB) liabilities.

The District has created a Retirement Board of Authority consisting of District Personnel to oversee and run the Futuris Trust. Benefit Trust Company is the qualified Discretionary Trustee for asset and fiduciary management and investment policy development. Keenan & Associates is the Program Coordinator for the Futuris Trust providing oversight of the Futuris program and guidance to the District.

Attached to this notice is the most recent annual statement for the Trust. This statement shows (as of the date of the statement); the total assets in the Trust, the market value, the book value, all contribution and distribution activity (including all fees and expenses associated with the Trust), income activity, purchase activity, sale activity, and realized gains and losses. Please note that the Trust is not itself an employee benefit plan. Rather, the assets in the Trust are irrevocably designated for the funding of employee benefit plans. You are being provided this information pursuant to California Government Code Section 53216.4.

For more information regarding the Futuris Public Entity Investment Trust, please contact John Thompson, Director of Fiscal Services at (562) 938-4102 with the Long Beach CCD.

BENEFIT TRUST COMPANY HEREBY
CERTIFIES THIS ANNUAL TRUST STATEMENT FURNISHED
PURSUANT TO 29 CFR 2520.103-5(C) IS COMPLETE
AND ACCURATE.

(AUTHORIZED SIGNATURE)

SCOTT RANKIN

KS 66211

ACCOUNT NUMBER 115150001340

FOR THE PERIOD FROM 07/01/2017 TO 06/30/2018

THE PLAN ADMINISTRATOR WILL BE DEEMED TO APPROVE THIS REPORT UNLESS IT SUBMITS WRITTEN OBJECTIONS
OR PROPOSED CORRECTIONS THERETO WITHIN NINETY (90) CALENDAR DAYS FOLLOWING THE END OF THE PERIOD
COVERED IN THE REPORT.

TRUST EB FORMAT

Statement Period
Account Number

07/01/2017 through 06/30/2018
115150001340

Contents

Summary Of Fund	1
Asset Summary As Of 06/30/2018	2
Summary Of Cash Receipts And Disbursements	6
Schedule Of Income	7
Schedule Of Other Additions	23
Schedule Of Fees And Other Expenses	24
Schedule Of Miscellaneous Transactions	27
Schedule Of Purchases	28
Schedule Of Sales	47
Schedule Of Unrealized Gains & Losses	78
Balance Sheet	81
Schedule Of Prior Period Trades Settled	83
Schedule Of Pending Trades End Of Period	85

TRUST EB FORMAT

Statement Period
Account Number

07/01/2017 through 06/30/2018
115150001340

Summary Of Fund

MARKET VALUE AS OF 07/01/2017		7,742,665.04
EARNINGS		
NET INCOME CASH RECEIPTS	297,054.30	
FEES AND OTHER EXPENSES	71,423.27-	
REALIZED GAIN OR LOSS	56,526.29	
UNREALIZED GAIN OR LOSS	88,115.66	
TOTAL EARNINGS		370,272.98
OTHER RECEIPTS		64,708.00
TOTAL MARKET VALUE AS OF 06/30/2018		8,177,646.02

TRUST EB FORMAT

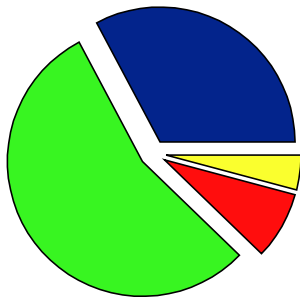
Statement Period
Account Number

07/01/2017 through 06/30/2018
115150001340

Asset Summary As Of 06/30/2018

DESCRIPTION	MARKET VALUE	AVG COST	% OF PORT
MUTUAL FUND - FIXED INCOME	4,503,423.43	4,565,051.13	55
MUTUAL FUND - DOMESTIC EQUITY	2,679,163.40	2,300,040.34	33
MUTUAL FUND - INTERNATIONAL EQUITY	660,260.59	538,964.52	8
MUTUAL FUND - REAL ESTATE	334,798.60	333,238.54	4
TOTAL INVESTMENTS	8,177,646.02	7,737,294.53	
CASH	12,339.49		
DUE FROM BROKER	0.00		
DUE TO BROKER	12,339.49		
TOTAL MARKET VALUE	8,177,646.02		

Ending Asset Allocation



32.8%	■	MUTUAL FUND - DOMESTIC EQUITY	2,679,163.40
55.0%	■	MUTUAL FUND - FIXED INCOME	4,503,423.43
8.1%	■	MUTUAL FUND - INTERNATIONAL EQUI	660,260.59
4.1%	■	MUTUAL FUND - REAL ESTATE	334,798.60
100.0%		Total	8,177,646.02

TRUST EB FORMAT

Statement Period
Account Number

07/01/2017 through 06/30/2018
115150001340

Asset Detail As Of 06/30/2018

UNITS/BOOK VALUE	DESCRIPTION	MARKET VALUE	AVG COST	% OF PORT
MUTUAL FUND - FIXED INCOME				
64,712.597	BLACKROCK TOTAL RETURN - K	732,546.60	769,934.31	9
28,036.988	GUGGENHEIM INVESTMENTS MACRO OPPORTUNITIES INST.	744,382.03	739,755.58	9
40,549.25	GUGGENHEIM INVESTMENTS INVESTMENT GRADE BOND FUND	747,322.68	743,563.10	9
31,213.6	HARTFORD WORLD BOND - Y	334,609.79	324,206.34	4
23,017.723	LEGG MASON BW GLOBAL OPPORTUNITIES BOND IS	237,542.90	245,947.27	3
23,945.711	LEGG MASON BW ALTERNATIVE CREDIT	248,077.57	232,369.63	3
51,986.458	PRUDENTIAL FUNDS TOTAL RETURN BOND CL Q	732,489.19	747,708.76	9
64,344.789	WESTERN ASSET CORE PLUS BOND IS	726,452.67	761,566.14	9
		4,503,423.43	4,565,051.13	55
MUTUAL FUND - DOMESTIC EQUITY				
15,294.708	ALGER FUNDS SMALL CAP FOCUS Z	296,870.28	168,353.36	4
18,755.727	ALGER FUNDS SPECTRA Z	435,695.54	321,925.51	5
11,904.941	BRANDES FUNDS INTERNATIONAL SMALL CAP R6	148,335.56	159,180.43	2
12,191.708	COLUMBIA CONTRARIAN CORE	318,325.50	269,244.56	4
6,582.269	OAKMARK SELECT FUND-INSTITUTIONAL	301,204.63	290,094.07	4
8,396.623	OAKMARK INTERNATIONAL INST.	221,838.78	247,448.69	3

TRUST EB FORMAT

Statement Period
Account Number

07/01/2017 through 06/30/2018
115150001340

Asset Detail As Of 06/30/2018

UNITS/BOOK VALUE	DESCRIPTION	MARKET VALUE	AVG COST	% OF PORT
4,488.091	HARTFORD FUNDS MIDCAP CLASS Y	172,522.22	120,122.61	2
8,680.646	JOHN HANCOCK INTERNATIONAL GROWTH R6	244,707.41	247,485.22	3
5,468.11	PRUDENTIAL JENNISON GLOBAL OPPS Q	131,398.68	123,579.36	2
11,256.993	THORNBURG INVESTMENT INCOME BUILDER R6	239,323.67	218,308.77	3
2,327.654	UNDISCOVERED MANAGERS BEHAVIORAL VALUE R6	168,941.13	134,297.76	2
		2,679,163.40	2,300,040.34	33
MUTUAL FUND - INTERNATIONAL EQUITY				
13,546.748	HARTFORD INTERNATIONAL VALUE - Y	226,230.69	187,685.98	3
8,400.213	CLEARBRIDGE INTERNATIONAL CM CAP - IS	150,615.82	123,361.62	2
3,696.907	AMERICAN FUNDS NEW PERSPECTIVE F2	166,323.85	133,559.58	2
1,801.111	AMERICAN FUNDS NEW WORLD F2	117,090.23	94,357.34	1
		660,260.59	538,964.52	8
MUTUAL FUND - REAL ESTATE				
10,898.214	COHEN AND STEERS REAL ESTATE SECURITIES - Z	169,249.26	170,310.79	2
6,846.54	PRUDENTIAL FUNDS GLOBAL REAL ESTATE CL Q	165,549.34	162,927.75	2
		334,798.60	333,238.54	4

TRUST EB FORMAT

Statement Period
Account Number

07/01/2017 through 06/30/2018
115150001340

Asset Detail As Of 06/30/2018

UNITS/BOOK VALUE	DESCRIPTION	MARKET VALUE	AVG COST	% OF PORT
	TOTAL INVESTMENTS	8,177,646.02		
	CASH	12,339.49		
	DUE FROM BROKER	0.00		
	DUE TO BROKER	12,339.49		
	NET ASSETS	8,177,646.02		
	TOTAL MARKET VALUE	8,177,646.02		

TRUST EB FORMAT

Statement Period
Account Number

07/01/2017 through 06/30/2018
115150001340

Summary Of Cash Receipts And Disbursements

R E C E I P T S

CASH BALANCE AS OF 07/01/2017			17,620.47
INCOME RECEIVED			
DIVIDENDS	297,054.30		
TOTAL INCOME RECEIPTS		297,054.30	
OTHER CASH RECEIPTS		64,708.00	
PROCEEDS FROM THE DISPOSITION OF ASSETS		940,333.93	
TOTAL RECEIPTS			1,302,096.23

D I S B U R S E M E N T S

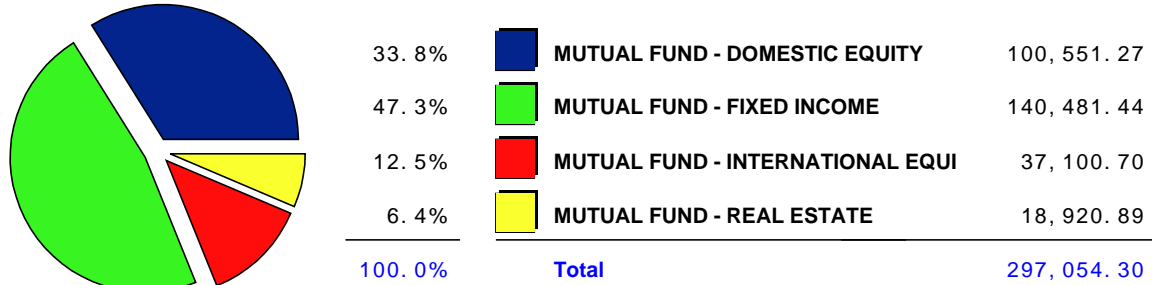
FEES AND OTHER EXPENSES			
ADMINISTRATIVE FEES AND EXPENSES	71,423.27		
TOTAL FEES AND OTHER EXPENSES		71,423.27	
COST OF ACQUISITION OF ASSETS		1,235,953.94	
TOTAL DISBURSEMENTS			1,307,377.21
CASH BALANCE AS OF 06/30/2018			12,339.49

TRUST EB FORMAT

Statement Period
Account Number

07/01/2017 through 06/30/2018
115150001340

Schedule Of Income Income Allocation



Income Schedule

DATE	DESCRIPTION	CASH RECEIVED	INCOME EARNED	MARKET / COST BASIS
DIVIDENDS				
MUTUAL FUND - FIXED INCOME				
BLACKROCK TOTAL RETURN - K				
08/01/2017	DIVIDEND ON 58,432.796 SHS BLACKROCK TOTAL RETURN - K AT .034809 PER SHARE EFFECTIVE 07/31/2017	2,033.97		
09/01/2017	DIVIDEND ON 59,055.362 SHS BLACKROCK TOTAL RETURN - K AT .03398 PER SHARE EFFECTIVE 08/31/2017	2,006.70		
10/02/2017	DIVIDEND ON 59,180.172 SHS BLACKROCK TOTAL RETURN - K AT .033543 PER SHARE EFFECTIVE 09/29/2017	1,985.06		
11/01/2017	DIVIDEND ON 59,303.702 SHS BLACKROCK TOTAL RETURN - K AT .033669 PER SHARE EFFECTIVE 10/31/2017	1,996.69		

TRUST EB FORMAT

Statement Period
Account Number

07/01/2017 through 06/30/2018
115150001340

Schedule Of Income

DATE	DESCRIPTION	CASH RECEIVED	INCOME EARNED	MARKET / COST BASIS
12/01/2017	DIVIDEND ON 59,428.417 SHS BLACKROCK TOTAL RETURN - K AT .034747 PER SHARE EFFECTIVE 11/30/2017	2,064.97		
01/02/2018	DIVIDEND ON 59,559.106 SHS BLACKROCK TOTAL RETURN - K AT .033771 PER SHARE EFFECTIVE 12/29/2017	2,011.40		
02/01/2018	DIVIDEND ON 63,876.502 SHS BLACKROCK TOTAL RETURN - K AT .031964 PER SHARE EFFECTIVE 01/31/2018	2,041.74		
03/01/2018	DIVIDEND ON 64,004.277 SHS BLACKROCK TOTAL RETURN - K AT .030899 PER SHARE EFFECTIVE 02/28/2018	1,977.65		
04/02/2018	DIVIDEND ON 64,129.784 SHS BLACKROCK TOTAL RETURN - K AT .034595 PER SHARE EFFECTIVE 03/29/2018	2,218.54		
05/01/2018	DIVIDEND ON 64,276.455 SHS BLACKROCK TOTAL RETURN - K AT .031602 PER SHARE EFFECTIVE 04/30/2018	2,031.25		
06/01/2018	DIVIDEND ON 64,407.797 SHS BLACKROCK TOTAL RETURN - K AT .031984 PER SHARE EFFECTIVE 05/31/2018	2,060.01		
07/02/2018	DIVIDEND ON 64,540.736 SHS BLACKROCK TOTAL RETURN - K AT .030143 PER SHARE EFFECTIVE 06/29/2018	1,945.48		
	SECURITY TOTAL	24,373.46	24,373.46	
	GUGGENHEIM INVESTMENTS MACRO OPPORTUNITIES INST.			
08/01/2017	DIVIDEND ON 25,598.155 SHS GUGGENHEIM INVESTMENTS MACRO OPPORTUNITIES INST. AT .070502 PER SHARE EFFECTIVE 07/31/2017	1,804.72		

TRUST EB FORMAT

Statement Period
Account Number

07/01/2017 through 06/30/2018
115150001340

Schedule Of Income

DATE	DESCRIPTION	CASH RECEIVED	INCOME EARNED	MARKET / COST BASIS
09/05/2017	DIVIDEND ON 25,864.515 SHS GUGGENHEIM INVESTMENTS MACRO OPPORTUNITIES INST. AT .088008 PER SHARE EFFECTIVE 08/31/2017	2,276.28		
10/03/2017	DIVIDEND ON 25,930.089 SHS GUGGENHEIM INVESTMENTS MACRO OPPORTUNITIES INST. AT .06974 PER SHARE EFFECTIVE 09/29/2017	1,808.37		
11/01/2017	DIVIDEND ON 25,977.924 SHS GUGGENHEIM INVESTMENTS MACRO OPPORTUNITIES INST. AT .080503 PER SHARE EFFECTIVE 10/31/2017	2,091.29		
12/01/2017	DIVIDEND ON 26,036.145 SHS GUGGENHEIM INVESTMENTS MACRO OPPORTUNITIES INST. AT .070623 PER SHARE EFFECTIVE 11/30/2017	1,838.75		
01/02/2018	DIVIDEND ON 26,084.792 SHS GUGGENHEIM INVESTMENTS MACRO OPPORTUNITIES INST. AT .063611 PER SHARE EFFECTIVE 12/29/2017	1,659.28		
02/01/2018	DIVIDEND ON 27,705.744 SHS GUGGENHEIM INVESTMENTS MACRO OPPORTUNITIES INST. AT .061195 PER SHARE EFFECTIVE 01/31/2018	1,695.46		
03/01/2018	DIVIDEND ON 27,748.002 SHS GUGGENHEIM INVESTMENTS MACRO OPPORTUNITIES INST. AT .057971 PER SHARE EFFECTIVE 02/28/2018	1,608.57		
04/02/2018	DIVIDEND ON 27,787.832 SHS GUGGENHEIM INVESTMENTS MACRO OPPORTUNITIES INST. AT .062911 PER SHARE EFFECTIVE 03/29/2018	1,748.17		
05/01/2018	DIVIDEND ON 27,833.023 SHS GUGGENHEIM INVESTMENTS MACRO OPPORTUNITIES INST. AT .077521 PER SHARE EFFECTIVE 04/30/2018	2,157.64		
06/01/2018	DIVIDEND ON 27,893.71 SHS GUGGENHEIM INVESTMENTS MACRO OPPORTUNITIES INST. AT .073331 PER SHARE EFFECTIVE 05/31/2018	2,045.48		

TRUST EB FORMAT

Statement Period
Account Number

07/01/2017 through 06/30/2018
115150001340

Schedule Of Income

DATE	DESCRIPTION	CASH RECEIVED	INCOME EARNED	MARKET / COST BASIS
07/02/2018	DIVIDEND ON 27,950.233 SHS GUGGENHEIM INVESTMENTS MACRO OPPORTUNITIES INST. AT .082409 PER SHARE EFFECTIVE 06/29/2018	2,303.35		
	SECURITY TOTAL	23,037.36	23,037.36	
	GUGGENHEIM INVESTMENTS INVESTMENT GRADE BOND FUND			
08/01/2017	DIVIDEND ON 37,217.412 SHS GUGGENHEIM INVESTMENTS INVESTMENT GRADE BOND FUND AT .062641 PER SHARE EFFECTIVE 07/31/2017	2,331.34		
09/05/2017	DIVIDEND ON 37,630.032 SHS GUGGENHEIM INVESTMENTS INVESTMENT GRADE BOND FUND AT .06018 PER SHARE EFFECTIVE 08/31/2017	2,264.57		
10/03/2017	DIVIDEND ON 37,723.395 SHS GUGGENHEIM INVESTMENTS INVESTMENT GRADE BOND FUND AT .044146 PER SHARE EFFECTIVE 09/29/2017	1,665.34		
11/01/2017	DIVIDEND ON 37,784.746 SHS GUGGENHEIM INVESTMENTS INVESTMENT GRADE BOND FUND AT .052836 PER SHARE EFFECTIVE 10/31/2017	1,996.38		
12/01/2017	DIVIDEND ON 37,863.688 SHS GUGGENHEIM INVESTMENTS INVESTMENT GRADE BOND FUND AT .052867 PER SHARE EFFECTIVE 11/30/2017	2,001.73		
01/02/2018	DIVIDEND ON 37,942.63 SHS GUGGENHEIM INVESTMENTS INVESTMENT GRADE BOND FUND AT .04209 PER SHARE EFFECTIVE 12/29/2017	1,597.02		
02/01/2018	DIVIDEND ON 40,138.127 SHS GUGGENHEIM INVESTMENTS INVESTMENT GRADE BOND FUND AT .043024 PER SHARE EFFECTIVE 01/31/2018	1,726.92		

TRUST EB FORMAT

Statement Period
Account Number

07/01/2017 through 06/30/2018
115150001340

Schedule Of Income

DATE	DESCRIPTION	CASH RECEIVED	INCOME EARNED	MARKET / COST BASIS
03/01/2018	DIVIDEND ON 40,201.152 SHS GUGGENHEIM INVESTMENTS INVESTMENT GRADE BOND FUND AT .039605 PER SHARE EFFECTIVE 02/28/2018	1,592.18		
04/02/2018	DIVIDEND ON 40,258.349 SHS GUGGENHEIM INVESTMENTS INVESTMENT GRADE BOND FUND AT .0385 PER SHARE EFFECTIVE 03/29/2018	1,549.96		
05/01/2018	DIVIDEND ON 40,313.013 SHS GUGGENHEIM INVESTMENTS INVESTMENT GRADE BOND FUND AT .046175 PER SHARE EFFECTIVE 04/30/2018	1,861.44		
06/01/2018	DIVIDEND ON 40,384.976 SHS GUGGENHEIM INVESTMENTS INVESTMENT GRADE BOND FUND AT .042842 PER SHARE EFFECTIVE 05/31/2018	1,730.19		
07/02/2018	DIVIDEND ON 40,449.228 SHS GUGGENHEIM INVESTMENTS INVESTMENT GRADE BOND FUND AT .045573 PER SHARE EFFECTIVE 06/29/2018	1,843.41		
	SECURITY TOTAL	22,160.48	22,160.48	
	HARTFORD WORLD BOND - Y			
12/29/2017	DIVIDEND ON 29,140.774 SHS HARTFORD WORLD BOND - Y AT .002087 PER SHARE EFFECTIVE 12/27/2017	60.82		
07/02/2018	DIVIDEND ON 31,212.575 SHS HARTFORD WORLD BOND - Y AT .000352 PER SHARE EFFECTIVE 06/28/2018	10.99		
	SECURITY TOTAL	71.81	71.81	

TRUST EB FORMAT

Statement Period
Account Number

07/01/2017 through 06/30/2018
115150001340

Schedule Of Income

DATE	DESCRIPTION	CASH RECEIVED	INCOME EARNED	MARKET / COST BASIS
	LEGG MASON BW GLOBAL OPPORTUNITIES BOND IS			
10/02/2017	DIVIDEND ON 21,597.22 SHS LEGG MASON BW GLOBAL OPPORTUNITIES BOND IS AT .084897 PER SHARE EFFECTIVE 09/29/2017	1,833.54		
12/22/2017	DIVIDEND ON 21,711.715 SHS LEGG MASON BW GLOBAL OPPORTUNITIES BOND IS AT .125938 PER SHARE EFFECTIVE 12/21/2017	2,734.33		
12/22/2017	SHORT TERM CAPITAL GAINS DIVIDEND ON 21,711.715 SHS LEGG MASON BW GLOBAL OPPORTUNITIES BOND IS AT .1234 PER SHARE EFFECTIVE 12/21/2017	2,679.23		
12/22/2017	LONG TERM CAP GAINS DIVIDEND - PRE 5/6/2003 ON 21,711.715 SHS LEGG MASON BW GLOBAL OPPORTUNITIES BOND IS AT .13642 PER SHARE EFFECTIVE 12/21/2017	2,961.91		
03/29/2018	DIVIDEND ON 22,718.93 SHS LEGG MASON BW GLOBAL OPPORTUNITIES BOND IS AT .07781 PER SHARE EFFECTIVE 03/28/2018	1,767.76		
06/29/2018	DIVIDEND ON 22,827.51 SHS LEGG MASON BW GLOBAL OPPORTUNITIES BOND IS AT .075936 PER SHARE EFFECTIVE 06/28/2018	1,733.43		
06/29/2018	SHORT TERM CAPITAL GAINS DIVIDEND ON 22,827.51 SHS LEGG MASON BW GLOBAL OPPORTUNITIES BOND IS AT .00571 PER SHARE EFFECTIVE 06/28/2018	130.35		
06/29/2018	LONG TERM CAP GAINS DIVIDEND - PRE 5/6/2003 ON 22,827.51 SHS LEGG MASON BW GLOBAL OPPORTUNITIES BOND IS AT .00393 PER SHARE EFFECTIVE 06/28/2018	89.71		
	SECURITY TOTAL	13,930.26	13,930.26	

TRUST EB FORMAT

Statement Period
Account Number

07/01/2017 through 06/30/2018
115150001340

Schedule Of Income

DATE	DESCRIPTION	CASH RECEIVED	INCOME EARNED	MARKET / COST BASIS
	LEGG MASON BW ALTERNATIVE CREDIT			
10/02/2017	DIVIDEND ON 22,549.435 SHS LEGG MASON BW ALTERNATIVE CREDIT AT .060926 PER SHARE EFFECTIVE 09/29/2017	1,373.85		
12/22/2017	DIVIDEND ON 22,630.01 SHS LEGG MASON BW ALTERNATIVE CREDIT AT .114313 PER SHARE EFFECTIVE 12/21/2017	2,586.90		
03/29/2018	DIVIDEND ON 23,731.152 SHS LEGG MASON BW ALTERNATIVE CREDIT AT .102463 PER SHARE EFFECTIVE 03/28/2018	2,431.57		
06/29/2018	DIVIDEND ON 23,914.216 SHS LEGG MASON BW ALTERNATIVE CREDIT AT .013644 PER SHARE EFFECTIVE 06/28/2018	326.29		
	SECURITY TOTAL	6,718.61	6,718.61	
	PRUDENTIAL FUNDS TOTAL RETURN BOND CL Q			
08/01/2017	DIVIDEND ON 47,599.107 SHS PRUDENTIAL FUNDS TOTAL RETURN BOND CL Q AT .032806 PER SHARE EFFECTIVE 07/31/2017	1,561.52		
09/01/2017	DIVIDEND ON 48,070.981 SHS PRUDENTIAL FUNDS TOTAL RETURN BOND CL Q AT .036691 PER SHARE EFFECTIVE 08/31/2017	1,763.78		
10/02/2017	DIVIDEND ON 48,155.326 SHS PRUDENTIAL FUNDS TOTAL RETURN BOND CL Q AT .040671 PER SHARE EFFECTIVE 09/29/2017	1,958.54		
11/01/2017	DIVIDEND ON 48,253.557 SHS PRUDENTIAL FUNDS TOTAL RETURN BOND CL Q AT .036388 PER SHARE EFFECTIVE 10/31/2017	1,755.84		

TRUST EB FORMAT

Statement Period
Account Number

07/01/2017 through 06/30/2018
115150001340

Schedule Of Income

DATE	DESCRIPTION	CASH RECEIVED	INCOME EARNED	MARKET / COST BASIS
12/01/2017	DIVIDEND ON 48,337.59 SHS PRUDENTIAL FUNDS TOTAL RETURN BOND CL Q AT .037843 PER SHARE EFFECTIVE 11/30/2017	1,829.25		
01/02/2018	DIVIDEND ON 48,426.647 SHS PRUDENTIAL FUNDS TOTAL RETURN BOND CL Q AT .037085 PER SHARE EFFECTIVE 12/29/2017	1,795.92		
02/01/2018	DIVIDEND ON 51,323.415 SHS PRUDENTIAL FUNDS TOTAL RETURN BOND CL Q AT .036982 PER SHARE EFFECTIVE 01/31/2018	1,898.06		
03/01/2018	DIVIDEND ON 51,415.955 SHS PRUDENTIAL FUNDS TOTAL RETURN BOND CL Q AT .034708 PER SHARE EFFECTIVE 02/28/2018	1,784.52		
04/02/2018	DIVIDEND ON 51,503.586 SHS PRUDENTIAL FUNDS TOTAL RETURN BOND CL Q AT .040203 PER SHARE EFFECTIVE 03/29/2018	2,070.58		
05/01/2018	DIVIDEND ON 51,610.639 SHS PRUDENTIAL FUNDS TOTAL RETURN BOND CL Q AT .037832 PER SHARE EFFECTIVE 04/30/2018	1,952.53		
06/01/2018	DIVIDEND ON 51,710.447 SHS PRUDENTIAL FUNDS TOTAL RETURN BOND CL Q AT .039865 PER SHARE EFFECTIVE 05/31/2018	2,061.45		
07/02/2018	DIVIDEND ON 51,817.639 SHS PRUDENTIAL FUNDS TOTAL RETURN BOND CL Q AT .045904 PER SHARE EFFECTIVE 06/29/2018	2,378.66		
	SECURITY TOTAL	22,810.65	22,810.65	
	WESTERN ASSET CORE PLUS BOND IS			
08/01/2017	DIVIDEND ON 58,764.24 SHS WESTERN ASSET CORE PLUS BOND IS AT .027202 PER SHARE EFFECTIVE 07/31/2017	1,598.52		

TRUST EB FORMAT

Statement Period
Account Number

07/01/2017 through 06/30/2018
115150001340

Schedule Of Income

DATE	DESCRIPTION	CASH RECEIVED	INCOME EARNED	MARKET / COST BASIS
09/01/2017	DIVIDEND ON 59,344.849 SHS WESTERN ASSET CORE PLUS BOND IS AT .029235 PER SHARE EFFECTIVE 08/31/2017	1,734.96		
10/02/2017	DIVIDEND ON 59,445.835 SHS WESTERN ASSET CORE PLUS BOND IS AT .028046 PER SHARE EFFECTIVE 09/29/2017	1,667.21		
11/01/2017	DIVIDEND ON 59,541.461 SHS WESTERN ASSET CORE PLUS BOND IS AT .028724 PER SHARE EFFECTIVE 10/31/2017	1,710.24		
12/01/2017	DIVIDEND ON 59,640.937 SHS WESTERN ASSET CORE PLUS BOND IS AT .03956 PER SHARE EFFECTIVE 11/30/2017	2,359.40		
12/22/2017	SHORT TERM CAPITAL GAINS DIVIDEND ON 59,795.157 SHS WESTERN ASSET CORE PLUS BOND IS AT .00931 PER SHARE EFFECTIVE 12/21/2017	556.69		
12/22/2017	LONG TERM CAP GAINS DIVIDEND - PRE 5/6/2003 ON 59,795.157 SHS WESTERN ASSET CORE PLUS BOND IS AT .00651 PER SHARE EFFECTIVE 12/21/2017	389.27		
01/02/2018	DIVIDEND ON 59,875.527 SHS WESTERN ASSET CORE PLUS BOND IS AT .031308 PER SHARE EFFECTIVE 12/29/2017	1,874.61		
02/01/2018	DIVIDEND ON 63,228.006 SHS WESTERN ASSET CORE PLUS BOND IS AT .029718 PER SHARE EFFECTIVE 01/31/2018	1,878.99		
03/01/2018	DIVIDEND ON 63,340.317 SHS WESTERN ASSET CORE PLUS BOND IS AT .029517 PER SHARE EFFECTIVE 02/28/2018	1,869.63		
04/02/2018	DIVIDEND ON 63,455.698 SHS WESTERN ASSET CORE PLUS BOND IS AT .033598 PER SHARE EFFECTIVE 03/29/2018	2,131.96		

TRUST EB FORMAT

Statement Period
Account Number

07/01/2017 through 06/30/2018
115150001340

Schedule Of Income

DATE	DESCRIPTION	CASH RECEIVED	INCOME EARNED	MARKET / COST BASIS
05/01/2018	DIVIDEND ON 63,592.725 SHS WESTERN ASSET CORE PLUS BOND IS AT .031566 PER SHARE EFFECTIVE 04/30/2018	2,007.36		
06/01/2018	DIVIDEND ON 63,720.791 SHS WESTERN ASSET CORE PLUS BOND IS AT .033056 PER SHARE EFFECTIVE 05/31/2018	2,106.33		
06/20/2018	SHORT TERM CAPITAL GAINS DIVIDEND ON 63,857.399 SHS WESTERN ASSET CORE PLUS BOND IS AT .00972 PER SHARE EFFECTIVE 06/19/2018	620.69		
06/20/2018	LONG TERM CAP GAINS DIVIDEND - PRE 5/6/2003 ON 63,857.399 SHS WESTERN ASSET CORE PLUS BOND IS AT .04319 PER SHARE EFFECTIVE 06/19/2018	2,758.00		
07/02/2018	DIVIDEND ON 64,157.46 SHS WESTERN ASSET CORE PLUS BOND IS AT .032965 PER SHARE EFFECTIVE 06/29/2018	2,114.95		
	SECURITY TOTAL	27,378.81	27,378.81	
	TOTAL MUTUAL FUND - FIXED INCOME	140,481.44	140,481.44	
	MUTUAL FUND - DOMESTIC EQUITY ALGER FUNDS SMALL CAP FOCUS Z			
12/19/2017	LONG TERM CAP GAINS DIVIDEND - PRE 5/6/2003 ON 17,392.398 SHS ALGER FUNDS SMALL CAP FOCUS Z AT .1444 PER SHARE EFFECTIVE 12/15/2017	2,511.46		
	SECURITY TOTAL	2,511.46	2,511.46	
	ALGER FUNDS SPECTRA Z			
12/19/2017	SHORT TERM CAPITAL GAINS DIVIDEND ON 20,036.173 SHS ALGER FUNDS SPECTRA Z AT .0135 PER SHARE EFFECTIVE 12/15/2017	270.49		

TRUST EB FORMAT

Statement Period
Account Number

07/01/2017 through 06/30/2018
115150001340

Schedule Of Income

DATE	DESCRIPTION	CASH RECEIVED	INCOME EARNED	MARKET / COST BASIS
12/19/2017	LONG TERM CAP GAINS DIVIDEND - PRE 5/6/2003 ON 20,036.173 SHS ALGER FUNDS SPECTRA Z AT 1.2488 PER SHARE EFFECTIVE 12/15/2017	25,021.17		
	SECURITY TOTAL	25,291.66	25,291.66	
	BRANDES FUNDS INTERNATIONAL SMALL CAP R6			
10/03/2017	DIVIDEND ON 10,953.852 SHS BRANDES FUNDS INTERNATIONAL SMALL CAP R6 AT .024448 PER SHARE EFFECTIVE 09/29/2017	267.80		
12/12/2017	SHORT TERM CAPITAL GAINS DIVIDEND ON 10,955.972 SHS BRANDES FUNDS INTERNATIONAL SMALL CAP R6 AT .06312 PER SHARE EFFECTIVE 12/08/2017	691.54		
12/12/2017	LONG TERM CAP GAINS DIVIDEND - PRE 5/6/2003 ON 10,955.972 SHS BRANDES FUNDS INTERNATIONAL SMALL CAP R6 AT .4122 PER SHARE EFFECTIVE 12/08/2017	4,516.05		
01/03/2018	DIVIDEND ON 11,327.603 SHS BRANDES FUNDS INTERNATIONAL SMALL CAP R6 AT .531712 PER SHARE EFFECTIVE 12/29/2017	6,023.03		
07/03/2018	DIVIDEND ON 11,876.122 SHS BRANDES FUNDS INTERNATIONAL SMALL CAP R6 AT .030236 PER SHARE EFFECTIVE 06/29/2018	359.08		
	SECURITY TOTAL	11,857.50	11,857.50	
	BRANDES FUNDS EMERGING MARKETS VALUE R6			
10/03/2017	DIVIDEND ON 13,082.715 SHS BRANDES FUNDS EMERGING MARKETS VALUE R6 AT .055837 PER SHARE EFFECTIVE 09/29/2017	730.49		
01/03/2018	DIVIDEND ON 13,131.163 SHS BRANDES FUNDS EMERGING MARKETS VALUE R6 AT .050742 PER SHARE EFFECTIVE 12/29/2017	666.30		

TRUST EB FORMAT

Statement Period
Account Number

07/01/2017 through 06/30/2018
115150001340

Schedule Of Income

DATE	DESCRIPTION	CASH RECEIVED	INCOME EARNED	MARKET / COST BASIS
	SECURITY TOTAL	1,396.79	1,396.79	
	COLUMBIA CONTRARIAN CORE			
12/13/2017	DIVIDEND ON 12,381.147 SHS COLUMBIA CONTRARIAN CORE AT .2809 PER SHARE EFFECTIVE 12/11/2017	3,477.86		
12/13/2017	SHORT TERM CAPITAL GAINS DIVIDEND ON 12,381.147 SHS COLUMBIA CONTRARIAN CORE AT .07461 PER SHARE EFFECTIVE 12/11/2017	923.76		
12/13/2017	LONG TERM CAP GAINS DIVIDEND - PRE 5/6/2003 ON 12,381.147 SHS COLUMBIA CONTRARIAN CORE AT 1.19112 PER SHARE EFFECTIVE 12/11/2017	14,747.43		
	SECURITY TOTAL	19,149.05	19,149.05	
	OAKMARK SELECT FUND-INSTITUTIONAL			
12/18/2017	DIVIDEND ON 6,864.498 SHS OAKMARK SELECT FUND-INSTITUTIONAL AT .218 PER SHARE EFFECTIVE 12/14/2017	1,496.46		
12/18/2017	LONG TERM CAP GAINS DIVIDEND - PRE 5/6/2003 ON 6,864.498 SHS OAKMARK SELECT FUND-INSTITUTIONAL AT 1.8699 PER SHARE EFFECTIVE 12/14/2017	12,835.92		
	SECURITY TOTAL	14,332.38	14,332.38	
	HARTFORD FUNDS MIDCAP CLASS Y			
12/19/2017	SHORT TERM CAPITAL GAINS DIVIDEND ON 4,845.375 SHS HARTFORD FUNDS MIDCAP CLASS Y AT .19008 PER SHARE EFFECTIVE 12/15/2017	921.01		
12/19/2017	LONG TERM CAP GAINS DIVIDEND - PRE 5/6/2003 ON 4,845.375 SHS HARTFORD FUNDS MIDCAP CLASS Y AT 1.223385 PER SHARE EFFECTIVE 12/15/2017	5,927.76		

TRUST EB FORMAT

Statement Period
Account Number

07/01/2017 through 06/30/2018
115150001340

Schedule Of Income

DATE	DESCRIPTION	CASH RECEIVED	INCOME EARNED	MARKET / COST BASIS
	SECURITY TOTAL	6,848.77	6,848.77	
	THORNBURG INVESTMENT INCOME BUILDER R6			
07/13/2017	DIVIDEND ON 11,095.835 SHS THORNBURG INVESTMENT INCOME BUILDER R6 AT .052218 PER SHARE EFFECTIVE 07/11/2017	579.40		
09/26/2017	DIVIDEND ON 11,189.864 SHS THORNBURG INVESTMENT INCOME BUILDER R6 AT .231538 PER SHARE EFFECTIVE 09/22/2017	2,590.88		
12/29/2017	DIVIDEND ON 11,285.996 SHS THORNBURG INVESTMENT INCOME BUILDER R6 AT .31797 PER SHARE EFFECTIVE 12/27/2017	3,588.61		
03/27/2018	DIVIDEND ON 11,062.453 SHS THORNBURG INVESTMENT INCOME BUILDER R6 AT .20012 PER SHARE EFFECTIVE 03/23/2018	2,213.82		
06/26/2018	DIVIDEND ON 11,143.409 SHS THORNBURG INVESTMENT INCOME BUILDER R6 AT .219045 PER SHARE EFFECTIVE 06/22/2018	2,440.91		
	SECURITY TOTAL	11,413.62	11,413.62	
	UNDISCOVERED MANAGERS BEHAVIORAL VALUE R6			
12/18/2017	SHORT TERM CAPITAL GAINS DIVIDEND ON 2,308.356 SHS UNDISCOVERED MANAGERS BEHAVIORAL VALUE R6 AT 1.04958 PER SHARE EFFECTIVE 12/13/2017	2,422.80		
12/18/2017	LONG TERM CAP GAINS DIVIDEND - PRE 5/6/2003 ON 2,308.356 SHS UNDISCOVERED MANAGERS BEHAVIORAL VALUE R6 AT 1.45032 PER SHARE EFFECTIVE 12/13/2017	3,347.85		
12/22/2017	DIVIDEND ON 2,391.03 SHS UNDISCOVERED MANAGERS BEHAVIORAL VALUE R6 AT .82784 PER SHARE EFFECTIVE 12/20/2017	1,979.39		

TRUST EB FORMAT

Statement Period
Account Number

07/01/2017 through 06/30/2018
115150001340

Schedule Of Income

DATE	DESCRIPTION	CASH RECEIVED	INCOME EARNED	MARKET / COST BASIS
	SECURITY TOTAL	7,750.04	7,750.04	
	TOTAL MUTUAL FUND - DOMESTIC EQUITY	100,551.27	100,551.27	
	MUTUAL FUND - INTERNATIONAL EQUITY			
	BRANDES FUNDS INTERNATIONAL EQUITY - R6			
10/03/2017	DIVIDEND ON 13,984.024 SHS BRANDES FUNDS INTERNATIONAL EQUITY - R6 AT .073157 PER SHARE EFFECTIVE 09/29/2017	1,023.03		
	SECURITY TOTAL	1,023.03	1,023.03	
	HARTFORD INTERNATIONAL VALUE - Y			
12/19/2017	SHORT TERM CAPITAL GAINS DIVIDEND ON 14,082.616 SHS HARTFORD INTERNATIONAL VALUE - Y AT .322499 PER SHARE EFFECTIVE 12/15/2017	4,541.63		
12/19/2017	LONG TERM CAP GAINS DIVIDEND - PRE 5/6/2003 ON 14,082.616 SHS HARTFORD INTERNATIONAL VALUE - Y AT .286348 PER SHARE EFFECTIVE 12/15/2017	4,032.53		
12/29/2017	DIVIDEND ON 14,562.693 SHS HARTFORD INTERNATIONAL VALUE - Y AT .619875 PER SHARE EFFECTIVE 12/27/2017	9,027.05		
	SECURITY TOTAL	17,601.21	17,601.21	
	CLEARBRIDGE INTERNATIONAL CM CAP - IS			
12/21/2017	DIVIDEND ON 9,288.867 SHS CLEARBRIDGE INTERNATIONAL CM CAP - IS AT .643732 PER SHARE EFFECTIVE 12/20/2017	5,979.54		
	SECURITY TOTAL	5,979.54	5,979.54	

TRUST EB FORMAT

Statement Period
Account Number

07/01/2017 through 06/30/2018
115150001340

Schedule Of Income

DATE	DESCRIPTION	CASH RECEIVED	INCOME EARNED	MARKET / COST BASIS
	AMERICAN FUNDS NEW PERSPECTIVE F2			
12/26/2017	DIVIDEND ON 3,910.567 SHS AMERICAN FUNDS NEW PERSPECTIVE F2 AT .2821 PER SHARE EFFECTIVE 12/21/2017	1,103.17		
12/26/2017	LONG TERM CAP GAINS DIVIDEND - PRE 5/6/2003 ON 3,910.567 SHS AMERICAN FUNDS NEW PERSPECTIVE F2 AT 2.1792 PER SHARE EFFECTIVE 12/21/2017	8,521.91		
	SECURITY TOTAL	9,625.08	9,625.08	
	AMERICAN FUNDS NEW WORLD F2			
12/26/2017	DIVIDEND ON 1,984.823 SHS AMERICAN FUNDS NEW WORLD F2 AT .8088 PER SHARE EFFECTIVE 12/21/2017	1,605.32		
12/26/2017	LONG TERM CAP GAINS DIVIDEND - PRE 5/6/2003 ON 1,984.823 SHS AMERICAN FUNDS NEW WORLD F2 AT .6381 PER SHARE EFFECTIVE 12/21/2017	1,266.52		
	SECURITY TOTAL	2,871.84	2,871.84	
	TOTAL MUTUAL FUND - INTERNATIONAL EQUITY	37,100.70	37,100.70	
	MUTUAL FUND - REAL ESTATE			
	COHEN AND STEERS REAL ESTATE SECURITIES - Z			
10/03/2017	DIVIDEND ON 20,159.624 SHS COHEN AND STEERS REAL ESTATE SECURITIES - Z AT 0.10 PER SHARE EFFECTIVE 09/29/2017	2,015.96		
12/08/2017	DIVIDEND ON 20,261.465 SHS COHEN AND STEERS REAL ESTATE SECURITIES - Z AT .099 PER SHARE EFFECTIVE 12/06/2017	2,005.89		
04/03/2018	DIVIDEND ON 10,759.1 SHS COHEN AND STEERS REAL ESTATE SECURITIES - Z AT 0.10 PER SHARE EFFECTIVE 03/29/2018	1,075.91		

TRUST EB FORMAT

Statement Period
Account Number

07/01/2017 through 06/30/2018
115150001340

Schedule Of Income

DATE	DESCRIPTION	CASH RECEIVED	INCOME EARNED	MARKET / COST BASIS
07/03/2018	DIVIDEND ON 10,809.124 SHS COHEN AND STEERS REAL ESTATE SECURITIES - Z AT .128 PER SHARE EFFECTIVE 06/29/2018	1,383.57		
	SECURITY TOTAL	6,481.33	6,481.33	
	PRUDENTIAL FUNDS GLOBAL REAL ESTATE CL Q			
07/17/2017	DIVIDEND ON 9,666.72 SHS PRUDENTIAL FUNDS GLOBAL REAL ESTATE CL Q AT .17699 PER SHARE EFFECTIVE 07/14/2017	1,710.91		
10/23/2017	DIVIDEND ON 9,789.883 SHS PRUDENTIAL FUNDS GLOBAL REAL ESTATE CL Q AT .10291 PER SHARE EFFECTIVE 10/20/2017	1,007.48		
12/20/2017	DIVIDEND ON 9,816.776 SHS PRUDENTIAL FUNDS GLOBAL REAL ESTATE CL Q AT .48004 PER SHARE EFFECTIVE 12/19/2017	4,712.45		
12/20/2017	LONG TERM CAP GAINS DIVIDEND - PRE 5/6/2003 ON 9,816.776 SHS PRUDENTIAL FUNDS GLOBAL REAL ESTATE CL Q AT .42241 PER SHARE EFFECTIVE 12/19/2017	4,146.70		
04/16/2018	DIVIDEND ON 6,819.214 SHS PRUDENTIAL FUNDS GLOBAL REAL ESTATE CL Q AT .12641 PER SHARE EFFECTIVE 04/13/2018	862.02		
	SECURITY TOTAL	12,439.56	12,439.56	
	TOTAL MUTUAL FUND - REAL ESTATE	18,920.89	18,920.89	
	TOTAL DIVIDENDS	297,054.30	297,054.30	
	TOTAL INCOME	297,054.30	297,054.30	

TRUST EB FORMAT

Statement Period
Account Number

07/01/2017 through 06/30/2018
115150001340

Schedule Of Other Additions

DATE	DESCRIPTION	CASH
08/02/2017	RECEIVED FROM LONG BEACH CCD	64,708.00
	TOTAL OTHER ADDITIONS	64,708.00

Statement Period
Account Number

07/01/2017 through 06/30/2018
115150001340

Schedule Of Fees And Other Expenses

DATE	DESCRIPTION	CASH
ADMINISTRATIVE FEES AND EXPENSES		
07/17/2017	MONTHLY FEE TO BENEFIT TRUST COMPANY JUNE 2017	1,352.94
07/17/2017	MONTHLY FEE TO KEENAN AND ASSOCIATES JUNE 2017	3,226.11
07/17/2017	MONTHLY FEE TO MORGAN STANLEY JUNE 2017	1,129.14
08/09/2017	MONTHLY FEE TO BENEFIT TRUST COMPANY JULY 2017	1,370.83
08/09/2017	MONTHLY FEE TO KEENAN AND ASSOCIATES JULY 2017	3,270.82
08/09/2017	MONTHLY FEE TO MORGAN STANLEY JULY 2017	1,144.79
09/15/2017	MONTHLY FEE TO BENEFIT TRUST COMPANY AUGUST 2017	1,387.36
09/15/2017	MONTHLY FEE TO KEENAN AND ASSOCIATES AUGUST 2017	3,312.16
09/15/2017	MONTHLY FEE TO MORGAN STANLEY AUGUST 2017	1,159.25
10/18/2017	MONTHLY FEE TO BENEFIT TRUST COMPANY SEPTEMBER 2017	1,397.36
10/18/2017	MONTHLY FEE TO MORGAN STANLEY SEPTEMBER 2017	1,168.00
10/18/2017	MONTHLY FEE TO KEENAN AND ASSOCIATES SEPTEMBER 2017	3,337.14
11/09/2017	MONTHLY FEE TO BENEFIT TRUST COMPANY OCTOBER 2017	1,405.31
11/09/2017	MONTHLY FEE TO KEENAN AND ASSOCIATES OCTOBER 2017	3,357.03
11/09/2017	MONTHLY FEE TO MORGAN STANLEY OCTOBER 2017	1,174.96
12/13/2017	MONTHLY FEE TO BENEFIT TRUST COMPANY NOVEMBER 2017	1,416.19

Statement Period
Account Number

07/01/2017 through 06/30/2018
115150001340

Schedule Of Fees And Other Expenses

DATE	DESCRIPTION	CASH
12/13/2017	MONTHLY FEE TO KEENAN AND ASSOCIATES NOVEMBER 2017	3,384.23
12/13/2017	MONTHLY FEE TO MORGAN STANLEY NOVEMBER 2017	1,184.48
01/12/2018	MONTHLY FEE TO BENEFIT TRUST COMPANY DECEMBER 2017	1,427.50
01/12/2018	MONTHLY FEE TO KEENAN AND ASSOCIATES DECEMBER 2017	3,412.50
01/12/2018	MONTHLY FEE TO MORGAN STANLEY DECEMBER 2017	1,194.38
02/14/2018	MONTHLY FEE TO BENEFIT TRUST COMPANY JANUARY 2018	1,456.88
02/14/2018	MONTHLY FEE TO KEENAN AND ASSOCIATES JANUARY 2018	3,485.96
02/14/2018	MONTHLY FEE TO MORGAN STANLEY JANUARY 2018	1,220.09
03/14/2018	MONTHLY FEE TO BENEFIT TRUST COMPANY FEBRUARY 2018	1,422.26
03/14/2018	MONTHLY FEE TO KEENAN AND ASSOCIATES FEBRUARY 2018	3,399.41
03/14/2018	MONTHLY FEE TO MORGAN STANLEY FEBRUARY 2018	1,189.79
04/10/2018	MONTHLY FEE TO BENEFIT TRUST COMPANY MARCH 2018	1,419.12
04/10/2018	MONTHLY FEE TO KEENAN AND ASSOCIATES MARCH 2018	3,391.56
04/10/2018	MONTHLY FEE TO MORGAN STANLEY MARCH 2018	1,187.05
05/11/2018	MONTHLY FEE TO BENEFIT TRUST COMPANY APRIL 2018	1,419.76
05/11/2018	MONTHLY FEE TO KEENAN AND ASSOCIATES APRIL 2018	3,393.14
05/11/2018	MONTHLY FEE TO MORGAN STANLEY APRIL 2018	1,187.60

TRUST EB FORMAT

Statement Period
Account Number

07/01/2017 through 06/30/2018
115150001340

Schedule Of Fees And Other Expenses

DATE	DESCRIPTION	CASH
06/11/2018	MONTHLY FEE TO BENEFIT TRUST COMPANY MAY 2018	1,428.37
06/11/2018	MONTHLY FEE TO KEENAN AND ASSOCIATES MAY 2018	3,414.67
06/11/2018	MONTHLY FEE TO MORGAN STANLEY MAY 2018	1,195.13
	TOTAL ADMINISTRATIVE FEES AND EXPENSES	71,423.27
	TOTAL FEES AND OTHER EXPENSES	71,423.27

Statement Period
Account Number

07/01/2017 through 06/30/2018
115150001340

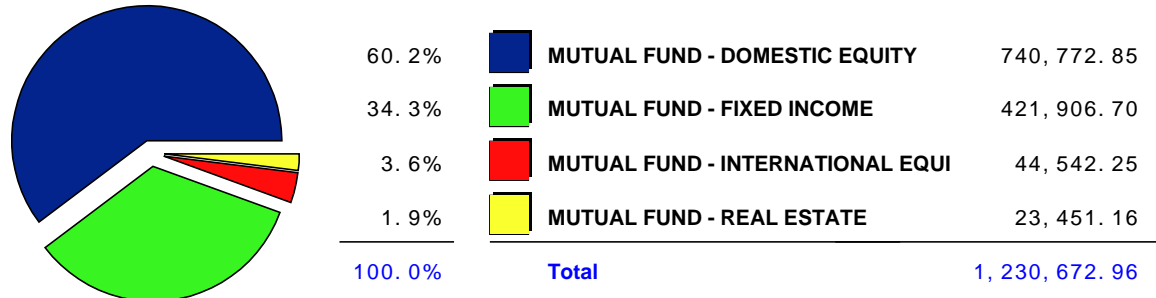
Schedule Of Miscellaneous Transactions

DATE	DESCRIPTION
07/12/2017	EXCHANGE 11,058.725 SHS THORNBURG INVESTMENT INCOME BUILDER I AT THE RATE OF 100.335572% FOR 11,095.835 SHS THORNBURG INVESTMENT INCOME BUILDER R6 EFFECTIVE 07/11/2017 TRANSFER TO R SHARES

Statement Period
Account Number

07/01/2017 through 06/30/2018
115150001340

Schedule Of Purchases
Purchase Allocation



Purchase Schedule

TRADE DATE	SETTLMT DATE	DESCRIPTION	UNITS	AVG COST
MUTUAL FUND - FIXED INCOME				
BLACKROCK TOTAL RETURN - K				
07/31/2017	08/01/2017	PURCHASED 172.957 SHS BLACKROCK TOTAL RETURN - K ON 07/31/2017 AT 11.76 FOR REINVESTMENT	172.957	2,033.97
08/02/2017	08/03/2017	PURCHASED 493.845 SHS BLACKROCK TOTAL RETURN - K ON 08/02/2017 AT 11.79	493.845	5,822.43
08/31/2017	09/01/2017	PURCHASED 169.485 SHS BLACKROCK TOTAL RETURN - K ON 08/31/2017 AT 11.84 FOR REINVESTMENT	169.485	2,006.70
09/29/2017	10/02/2017	PURCHASED 168.654 SHS BLACKROCK TOTAL RETURN - K ON 09/29/2017 AT 11.77 FOR REINVESTMENT	168.654	1,985.06
10/31/2017	11/01/2017	PURCHASED 170.221 SHS BLACKROCK TOTAL RETURN - K ON 10/31/2017 AT 11.73 FOR REINVESTMENT	170.221	1,996.69

TRUST EB FORMAT

Statement Period
Account Number

07/01/2017 through 06/30/2018
115150001340

Schedule Of Purchases

TRADE DATE	SETTLMT DATE	DESCRIPTION	UNITS	AVG COST
11/30/2017	12/01/2017	PURCHASED 176.795 SHS BLACKROCK TOTAL RETURN - K ON 11/30/2017 AT 11.68 FOR REINVESTMENT	176.795	2,064.97
12/29/2017	01/02/2018	PURCHASED 171.915 SHS BLACKROCK TOTAL RETURN - K ON 12/29/2017 AT 11.70 FOR REINVESTMENT	171.915	2,011.40
01/10/2018	01/11/2018	PURCHASED 4,192.008 SHS BLACKROCK TOTAL RETURN - K ON 01/10/2018 AT 11.65	4,192.008	48,836.89
01/31/2018	02/01/2018	PURCHASED 176.164 SHS BLACKROCK TOTAL RETURN - K ON 01/31/2018 AT 11.59 FOR REINVESTMENT	176.164	2,041.74
02/28/2018	03/01/2018	PURCHASED 172.872 SHS BLACKROCK TOTAL RETURN - K ON 02/28/2018 AT 11.44 FOR REINVESTMENT	172.872	1,977.65
03/29/2018	04/02/2018	PURCHASED 193.928 SHS BLACKROCK TOTAL RETURN - K ON 03/29/2018 AT 11.44 FOR REINVESTMENT	193.928	2,218.54
04/30/2018	05/01/2018	PURCHASED 179.123 SHS BLACKROCK TOTAL RETURN - K ON 04/30/2018 AT 11.34 FOR REINVESTMENT	179.123	2,031.25
05/31/2018	06/01/2018	PURCHASED 181.02 SHS BLACKROCK TOTAL RETURN - K ON 05/31/2018 AT 11.38 FOR REINVESTMENT	181.02	2,060.01
06/29/2018	07/02/2018	PURCHASED 171.862 SHS BLACKROCK TOTAL RETURN - K ON 06/29/2018 AT 11.32 FOR REINVESTMENT	171.862	1,945.48
TOTAL			6,790.849	79,032.78
GUGGENHEIM INVESTMENTS MACRO OPPORTUNITIES INST.				
07/31/2017	08/01/2017	PURCHASED 67.643 SHS GUGGENHEIM INVESTMENTS MACRO OPPORTUNITIES INST. ON 07/31/2017 AT 26.68 FOR REINVESTMENT	67.643	1,804.72
08/02/2017	08/03/2017	PURCHASED 218.232 SHS GUGGENHEIM INVESTMENTS MACRO OPPORTUNITIES INST. ON 08/02/2017 AT 26.68	218.232	5,822.43

TRUST EB FORMAT

Statement Period
Account Number

07/01/2017 through 06/30/2018
115150001340

Schedule Of Purchases

TRADE DATE	SETTLMT DATE	DESCRIPTION	UNITS	AVG COST
08/31/2017	09/05/2017	PURCHASED 85.318 SHS GUGGENHEIM INVESTMENTS MACRO OPPORTUNITIES INST. ON 08/31/2017 AT 26.68 FOR REINVESTMENT	85.318	2,276.28
09/29/2017	10/03/2017	PURCHASED 67.704 SHS GUGGENHEIM INVESTMENTS MACRO OPPORTUNITIES INST. ON 09/29/2017 AT 26.71 FOR REINVESTMENT	67.704	1,808.37
10/31/2017	11/01/2017	PURCHASED 78.208 SHS GUGGENHEIM INVESTMENTS MACRO OPPORTUNITIES INST. ON 10/31/2017 AT 26.74 FOR REINVESTMENT	78.208	2,091.29
11/30/2017	12/01/2017	PURCHASED 68.764 SHS GUGGENHEIM INVESTMENTS MACRO OPPORTUNITIES INST. ON 11/30/2017 AT 26.74 FOR REINVESTMENT	68.764	1,838.75
12/29/2017	01/02/2018	PURCHASED 61.913 SHS GUGGENHEIM INVESTMENTS MACRO OPPORTUNITIES INST. ON 12/29/2017 AT 26.80 FOR REINVESTMENT	61.913	1,659.28
01/10/2018	01/11/2018	PURCHASED 1,579.246 SHS GUGGENHEIM INVESTMENTS MACRO OPPORTUNITIES INST. ON 01/10/2018 AT 26.85	1,579.246	42,402.76
01/31/2018	02/01/2018	PURCHASED 62.958 SHS GUGGENHEIM INVESTMENTS MACRO OPPORTUNITIES INST. ON 01/31/2018 AT 26.93 FOR REINVESTMENT	62.958	1,695.46
02/28/2018	03/01/2018	PURCHASED 60.021 SHS GUGGENHEIM INVESTMENTS MACRO OPPORTUNITIES INST. ON 02/28/2018 AT 26.80 FOR REINVESTMENT	60.021	1,608.57
03/29/2018	04/02/2018	PURCHASED 65.426 SHS GUGGENHEIM INVESTMENTS MACRO OPPORTUNITIES INST. ON 03/29/2018 AT 26.72 FOR REINVESTMENT	65.426	1,748.17
04/30/2018	05/01/2018	PURCHASED 80.962 SHS GUGGENHEIM INVESTMENTS MACRO OPPORTUNITIES INST. ON 04/30/2018 AT 26.65 FOR REINVESTMENT	80.962	2,157.64

TRUST EB FORMAT

Statement Period
Account Number

07/01/2017 through 06/30/2018
115150001340

Schedule Of Purchases

TRADE DATE	SETTLMT DATE	DESCRIPTION	UNITS	AVG COST
05/31/2018	06/01/2018	PURCHASED 76.956 SHS GUGGENHEIM INVESTMENTS MACRO OPPORTUNITIES INST. ON 05/31/2018 AT 26.58 FOR REINVESTMENT	76.956	2,045.48
06/29/2018	07/02/2018	PURCHASED 86.755 SHS GUGGENHEIM INVESTMENTS MACRO OPPORTUNITIES INST. ON 06/29/2018 AT 26.55 FOR REINVESTMENT	86.755	2,303.35
TOTAL			2,660.106	71,262.55
GUGGENHEIM INVESTMENTS INVESTMENT GRADE BOND FUND				
07/31/2017	08/01/2017	PURCHASED 126.223 SHS GUGGENHEIM INVESTMENTS INVESTMENT GRADE BOND FUND ON 07/31/2017 AT 18.47 FOR REINVESTMENT	126.223	2,331.34
08/02/2017	08/03/2017	PURCHASED 314.556 SHS GUGGENHEIM INVESTMENTS INVESTMENT GRADE BOND FUND ON 08/02/2017 AT 18.51	314.556	5,822.43
08/31/2017	09/05/2017	PURCHASED 121.751 SHS GUGGENHEIM INVESTMENTS INVESTMENT GRADE BOND FUND ON 08/31/2017 AT 18.60 FOR REINVESTMENT	121.751	2,264.57
09/29/2017	10/03/2017	PURCHASED 89.921 SHS GUGGENHEIM INVESTMENTS INVESTMENT GRADE BOND FUND ON 09/29/2017 AT 18.52 FOR REINVESTMENT	89.921	1,665.34
10/31/2017	11/01/2017	PURCHASED 107.68 SHS GUGGENHEIM INVESTMENTS INVESTMENT GRADE BOND FUND ON 10/31/2017 AT 18.54 FOR REINVESTMENT	107.68	1,996.38
11/30/2017	12/01/2017	PURCHASED 107.91 SHS GUGGENHEIM INVESTMENTS INVESTMENT GRADE BOND FUND ON 11/30/2017 AT 18.55 FOR REINVESTMENT	107.91	2,001.73
12/29/2017	01/02/2018	PURCHASED 85.769 SHS GUGGENHEIM INVESTMENTS INVESTMENT GRADE BOND FUND ON 12/29/2017 AT 18.62 FOR REINVESTMENT	85.769	1,597.02

TRUST EB FORMAT

Statement Period
Account Number

07/01/2017 through 06/30/2018
115150001340

Schedule Of Purchases

TRADE DATE	SETTLMT DATE	DESCRIPTION	UNITS	AVG COST
01/10/2018	01/11/2018	PURCHASED 2,138.983 SHS GUGGENHEIM INVESTMENTS INVESTMENT GRADE BOND FUND ON 01/10/2018 AT 18.54	2,138.983	39,656.74
01/31/2018	02/01/2018	PURCHASED 93.196 SHS GUGGENHEIM INVESTMENTS INVESTMENT GRADE BOND FUND ON 01/31/2018 AT 18.53 FOR REINVESTMENT	93.196	1,726.92
02/28/2018	03/01/2018	PURCHASED 86.626 SHS GUGGENHEIM INVESTMENTS INVESTMENT GRADE BOND FUND ON 02/28/2018 AT 18.38 FOR REINVESTMENT	86.626	1,592.18
03/29/2018	04/02/2018	PURCHASED 83.963 SHS GUGGENHEIM INVESTMENTS INVESTMENT GRADE BOND FUND ON 03/29/2018 AT 18.46 FOR REINVESTMENT	83.963	1,549.96
04/30/2018	05/01/2018	PURCHASED 101.386 SHS GUGGENHEIM INVESTMENTS INVESTMENT GRADE BOND FUND ON 04/30/2018 AT 18.36 FOR REINVESTMENT	101.386	1,861.44
05/31/2018	06/01/2018	PURCHASED 93.828 SHS GUGGENHEIM INVESTMENTS INVESTMENT GRADE BOND FUND ON 05/31/2018 AT 18.44 FOR REINVESTMENT	93.828	1,730.19
06/29/2018	07/02/2018	PURCHASED 100.022 SHS GUGGENHEIM INVESTMENTS INVESTMENT GRADE BOND FUND ON 06/29/2018 AT 18.43 FOR REINVESTMENT	100.022	1,843.41
TOTAL			3,651.814	67,639.65
HARTFORD WORLD BOND - Y				
08/02/2017	08/03/2017	PURCHASED 247.46 SHS HARTFORD WORLD BOND - Y ON 08/02/2017 AT 10.47	247.46	2,590.91
12/27/2017	12/29/2017	PURCHASED 5.77 SHS HARTFORD WORLD BOND - Y ON 12/27/2017 AT 10.54 FOR REINVESTMENT	5.77	60.82
01/10/2018	01/11/2018	PURCHASED 2,202.73 SHS HARTFORD WORLD BOND - Y ON 01/10/2018 AT 10.58	2,202.73	23,304.88

TRUST EB FORMAT

Statement Period
Account Number

07/01/2017 through 06/30/2018
115150001340

Schedule Of Purchases

TRADE DATE	SETTLMT DATE	DESCRIPTION	UNITS	AVG COST
06/28/2018	07/02/2018	PURCHASED 1.025 SHS HARTFORD WORLD BOND - Y ON 06/28/2018 AT 10.72 FOR REINVESTMENT	1.025	10.99
TOTAL			2,456.985	25,967.60
LEGG MASON BW GLOBAL OPPORTUNITIES BOND IS				
08/02/2017	08/03/2017	PURCHASED 171.659 SHS LEGG MASON BW GLOBAL OPPORTUNITIES BOND IS ON 08/02/2017 AT 11.32	171.659	1,943.18
09/29/2017	10/02/2017	PURCHASED 162.837 SHS LEGG MASON BW GLOBAL OPPORTUNITIES BOND IS ON 09/29/2017 AT 11.26 FOR REINVESTMENT	162.837	1,833.54
12/21/2017	12/22/2017	PURCHASED 255.545 SHS LEGG MASON BW GLOBAL OPPORTUNITIES BOND IS ON 12/21/2017 AT 10.70 FOR REINVESTMENT	255.545	2,734.33
12/21/2017	12/22/2017	PURCHASED 250.395 SHS LEGG MASON BW GLOBAL OPPORTUNITIES BOND IS ON 12/21/2017 AT 10.70 FOR REINVESTMENT	250.395	2,679.23
12/21/2017	12/22/2017	PURCHASED 276.814 SHS LEGG MASON BW GLOBAL OPPORTUNITIES BOND IS ON 12/21/2017 AT 10.70 FOR REINVESTMENT	276.814	2,961.91
01/10/2018	01/11/2018	PURCHASED 306.891 SHS LEGG MASON BW GLOBAL OPPORTUNITIES BOND IS ON 01/10/2018 AT 10.91	306.891	3,348.18
03/28/2018	03/29/2018	PURCHASED 158.686 SHS LEGG MASON BW GLOBAL OPPORTUNITIES BOND IS ON 03/28/2018 AT 11.14 FOR REINVESTMENT	158.686	1,767.76
06/28/2018	06/29/2018	PURCHASED 168.786 SHS LEGG MASON BW GLOBAL OPPORTUNITIES BOND IS ON 06/28/2018 AT 10.27 FOR REINVESTMENT	168.786	1,733.43
06/28/2018	06/29/2018	PURCHASED 12.692 SHS LEGG MASON BW GLOBAL OPPORTUNITIES BOND IS ON 06/28/2018 AT 10.27 FOR REINVESTMENT	12.692	130.35

TRUST EB FORMAT

Statement Period
Account Number

07/01/2017 through 06/30/2018
115150001340

Schedule Of Purchases

TRADE DATE	SETTLMT DATE	DESCRIPTION	UNITS	AVG COST
06/28/2018	06/29/2018	PURCHASED 8.735 SHS LEGG MASON BW GLOBAL OPPORTUNITIES BOND IS ON 06/28/2018 AT 10.27 FOR REINVESTMENT	8.735	89.71
TOTAL			1,773.04	19,221.62
LEGG MASON BW ALTERNATIVE CREDIT				
08/02/2017	08/03/2017	PURCHASED 184.889 SHS LEGG MASON BW ALTERNATIVE CREDIT ON 08/02/2017 AT 10.51	184.889	1,943.18
09/29/2017	10/02/2017	PURCHASED 131.847 SHS LEGG MASON BW ALTERNATIVE CREDIT ON 09/29/2017 AT 10.42 FOR REINVESTMENT	131.847	1,373.85
12/21/2017	12/22/2017	PURCHASED 249.22 SHS LEGG MASON BW ALTERNATIVE CREDIT ON 12/21/2017 AT 10.38 FOR REINVESTMENT	249.22	2,586.90
01/10/2018	01/11/2018	PURCHASED 904.3 SHS LEGG MASON BW ALTERNATIVE CREDIT ON 01/10/2018 AT 10.45	904.3	9,449.93
03/28/2018	03/29/2018	PURCHASED 235.162 SHS LEGG MASON BW ALTERNATIVE CREDIT ON 03/28/2018 AT 10.34 FOR REINVESTMENT	235.162	2,431.57
06/28/2018	06/29/2018	PURCHASED 31.495 SHS LEGG MASON BW ALTERNATIVE CREDIT ON 06/28/2018 AT 10.36 FOR REINVESTMENT	31.495	326.29
TOTAL			1,736.913	18,111.72
PRUDENTIAL FUNDS TOTAL RETURN BOND CL Q				
07/31/2017	08/01/2017	PURCHASED 107.543 SHS PRUDENTIAL FUNDS TOTAL RETURN BOND CL Q ON 07/31/2017 AT 14.52 FOR REINVESTMENT	107.543	1,561.52

TRUST EB FORMAT

Statement Period
Account Number

07/01/2017 through 06/30/2018
115150001340

Schedule Of Purchases

TRADE DATE	SETTLMT DATE	DESCRIPTION	UNITS	AVG COST
08/02/2017	08/03/2017	PURCHASED 400.166 SHS PRUDENTIAL FUNDS TOTAL RETURN BOND CL Q ON 08/02/2017 AT 14.55	400.166	5,822.41
08/31/2017	09/01/2017	PURCHASED 120.477 SHS PRUDENTIAL FUNDS TOTAL RETURN BOND CL Q ON 08/31/2017 AT 14.64 FOR REINVESTMENT	120.477	1,763.78
09/29/2017	10/02/2017	PURCHASED 134.608 SHS PRUDENTIAL FUNDS TOTAL RETURN BOND CL Q ON 09/29/2017 AT 14.55 FOR REINVESTMENT	134.608	1,958.54
10/31/2017	11/01/2017	PURCHASED 120.676 SHS PRUDENTIAL FUNDS TOTAL RETURN BOND CL Q ON 10/31/2017 AT 14.55 FOR REINVESTMENT	120.676	1,755.84
11/30/2017	12/01/2017	PURCHASED 126.068 SHS PRUDENTIAL FUNDS TOTAL RETURN BOND CL Q ON 11/30/2017 AT 14.51 FOR REINVESTMENT	126.068	1,829.25
12/29/2017	01/02/2018	PURCHASED 123.008 SHS PRUDENTIAL FUNDS TOTAL RETURN BOND CL Q ON 12/29/2017 AT 14.60 FOR REINVESTMENT	123.008	1,795.92
01/10/2018	01/11/2018	PURCHASED 2,811.129 SHS PRUDENTIAL FUNDS TOTAL RETURN BOND CL Q ON 01/10/2018 AT 14.49	2,811.129	40,733.26
01/31/2018	02/01/2018	PURCHASED 131.536 SHS PRUDENTIAL FUNDS TOTAL RETURN BOND CL Q ON 01/31/2018 AT 14.43 FOR REINVESTMENT	131.536	1,898.06
02/28/2018	03/01/2018	PURCHASED 125.67 SHS PRUDENTIAL FUNDS TOTAL RETURN BOND CL Q ON 02/28/2018 AT 14.20 FOR REINVESTMENT	125.67	1,784.52
03/29/2018	04/02/2018	PURCHASED 144.897 SHS PRUDENTIAL FUNDS TOTAL RETURN BOND CL Q ON 03/29/2018 AT 14.29 FOR REINVESTMENT	144.897	2,070.58

TRUST EB FORMAT

Statement Period
Account Number

07/01/2017 through 06/30/2018
115150001340

Schedule Of Purchases

TRADE DATE	SETTLMT DATE	DESCRIPTION	UNITS	AVG COST
04/30/2018	05/01/2018	PURCHASED 138.183 SHS PRUDENTIAL FUNDS TOTAL RETURN BOND CL Q ON 04/30/2018 AT 14.13 FOR REINVESTMENT	138.183	1,952.53
05/31/2018	06/01/2018	PURCHASED 145.892 SHS PRUDENTIAL FUNDS TOTAL RETURN BOND CL Q ON 05/31/2018 AT 14.13 FOR REINVESTMENT	145.892	2,061.45
06/29/2018	07/02/2018	PURCHASED 168.819 SHS PRUDENTIAL FUNDS TOTAL RETURN BOND CL Q ON 06/29/2018 AT 14.09 FOR REINVESTMENT	168.819	2,378.66
TOTAL			4,798.672	69,366.32
WESTERN ASSET CORE PLUS BOND IS				
07/31/2017	08/01/2017	PURCHASED 134.782 SHS WESTERN ASSET CORE PLUS BOND IS ON 07/31/2017 AT 11.86 FOR REINVESTMENT	134.782	1,598.52
08/02/2017	08/03/2017	PURCHASED 489.691 SHS WESTERN ASSET CORE PLUS BOND IS ON 08/02/2017 AT 11.89	489.691	5,822.43
08/31/2017	09/01/2017	PURCHASED 145.064 SHS WESTERN ASSET CORE PLUS BOND IS ON 08/31/2017 AT 11.96 FOR REINVESTMENT	145.064	1,734.96
09/29/2017	10/02/2017	PURCHASED 140.22 SHS WESTERN ASSET CORE PLUS BOND IS ON 09/29/2017 AT 11.89 FOR REINVESTMENT	140.22	1,667.21
10/31/2017	11/01/2017	PURCHASED 144.446 SHS WESTERN ASSET CORE PLUS BOND IS ON 10/31/2017 AT 11.84 FOR REINVESTMENT	144.446	1,710.24
11/30/2017	12/01/2017	PURCHASED 199.78 SHS WESTERN ASSET CORE PLUS BOND IS ON 11/30/2017 AT 11.81 FOR REINVESTMENT	199.78	2,359.40

TRUST EB FORMAT

Statement Period
Account Number

07/01/2017 through 06/30/2018
115150001340

Schedule Of Purchases

TRADE DATE	SETTLMT DATE	DESCRIPTION	UNITS	AVG COST
12/21/2017	12/22/2017	PURCHASED 47.297 SHS WESTERN ASSET CORE PLUS BOND IS ON 12/21/2017 AT 11.77 FOR REINVESTMENT	47.297	556.69
12/21/2017	12/22/2017	PURCHASED 33.073 SHS WESTERN ASSET CORE PLUS BOND IS ON 12/21/2017 AT 11.77 FOR REINVESTMENT	33.073	389.27
12/29/2017	01/02/2018	PURCHASED 158.462 SHS WESTERN ASSET CORE PLUS BOND IS ON 12/29/2017 AT 11.83 FOR REINVESTMENT	158.462	1,874.61
01/10/2018	01/11/2018	PURCHASED 3,240.07 SHS WESTERN ASSET CORE PLUS BOND IS ON 01/10/2018 AT 11.76	3,240.07	38,103.22
01/31/2018	02/01/2018	PURCHASED 160.323 SHS WESTERN ASSET CORE PLUS BOND IS ON 01/31/2018 AT 11.72 FOR REINVESTMENT	160.323	1,878.99
02/28/2018	03/01/2018	PURCHASED 162.294 SHS WESTERN ASSET CORE PLUS BOND IS ON 02/28/2018 AT 11.52 FOR REINVESTMENT	162.294	1,869.63
03/29/2018	04/02/2018	PURCHASED 183.631 SHS WESTERN ASSET CORE PLUS BOND IS ON 03/29/2018 AT 11.61 FOR REINVESTMENT	183.631	2,131.96
04/30/2018	05/01/2018	PURCHASED 175.469 SHS WESTERN ASSET CORE PLUS BOND IS ON 04/30/2018 AT 11.44 FOR REINVESTMENT	175.469	2,007.36
05/31/2018	06/01/2018	PURCHASED 184.604 SHS WESTERN ASSET CORE PLUS BOND IS ON 05/31/2018 AT 11.41 FOR REINVESTMENT	184.604	2,106.33
06/19/2018	06/20/2018	PURCHASED 55.123 SHS WESTERN ASSET CORE PLUS BOND IS ON 06/19/2018 AT 11.26 FOR REINVESTMENT	55.123	620.69

TRUST EB FORMAT

Statement Period
Account Number

07/01/2017 through 06/30/2018
115150001340

Schedule Of Purchases

TRADE DATE	SETTLMT DATE	DESCRIPTION	UNITS	AVG COST
06/19/2018	06/20/2018	PURCHASED 244.938 SHS WESTERN ASSET CORE PLUS BOND IS ON 06/19/2018 AT 11.26 FOR REINVESTMENT	244.938	2,758.00
06/29/2018	07/02/2018	PURCHASED 187.329 SHS WESTERN ASSET CORE PLUS BOND IS ON 06/29/2018 AT 11.29 FOR REINVESTMENT	187.329	2,114.95
TOTAL			6,086.596	71,304.46
TOTAL MUTUAL FUND - FIXED INCOME			29,954.975	421,906.70
MUTUAL FUND - DOMESTIC EQUITY				
ALGER FUNDS SMALL CAP FOCUS Z				
08/02/2017	08/03/2017	PURCHASED 137.027 SHS ALGER FUNDS SMALL CAP FOCUS Z ON 08/02/2017 AT 14.17	137.027	1,941.67
12/15/2017	12/19/2017	PURCHASED 163.294 SHS ALGER FUNDS SMALL CAP FOCUS Z ON 12/15/2017 AT 15.38 FOR REINVESTMENT	163.294	2,511.46
TOTAL			300.321	4,453.13
ALGER FUNDS SPECTRA Z				
08/02/2017	08/03/2017	PURCHASED 157.561 SHS ALGER FUNDS SPECTRA Z ON 08/02/2017 AT 20.53	157.561	3,234.72
12/15/2017	12/19/2017	PURCHASED 12.826 SHS ALGER FUNDS SPECTRA Z ON 12/15/2017 AT 21.09 FOR REINVESTMENT	12.826	270.49
12/15/2017	12/19/2017	PURCHASED 1,186.4 SHS ALGER FUNDS SPECTRA Z ON 12/15/2017 AT 21.09 FOR REINVESTMENT	1,186.4	25,021.17
TOTAL			1,356.787	28,526.38

TRUST EB FORMAT

Statement Period
Account Number

07/01/2017 through 06/30/2018
115150001340

Schedule Of Purchases

TRADE DATE	SETTLMT DATE	DESCRIPTION	UNITS	AVG COST
BRANDES FUNDS INTERNATIONAL SMALL CAP R6				
08/02/2017	08/03/2017	PURCHASED 89.739 SHS BRANDES FUNDS INTERNATIONAL SMALL CAP R6 ON 08/02/2017 AT 14.42	89.739	1,294.03
09/29/2017	10/03/2017	PURCHASED 18.649 SHS BRANDES FUNDS INTERNATIONAL SMALL CAP R6 ON 09/29/2017 AT 14.36 FOR REINVESTMENT	18.649	267.80
12/08/2017	12/12/2017	PURCHASED 50.514 SHS BRANDES FUNDS INTERNATIONAL SMALL CAP R6 ON 12/08/2017 AT 13.69 FOR REINVESTMENT	50.514	691.54
12/08/2017	12/12/2017	PURCHASED 329.879 SHS BRANDES FUNDS INTERNATIONAL SMALL CAP R6 ON 12/08/2017 AT 13.69 FOR REINVESTMENT	329.879	4,516.05
12/29/2017	01/03/2018	PURCHASED 444.504 SHS BRANDES FUNDS INTERNATIONAL SMALL CAP R6 ON 12/29/2017 AT 13.55 FOR REINVESTMENT	444.504	6,023.03
01/10/2018	01/11/2018	PURCHASED 157.989 SHS BRANDES FUNDS INTERNATIONAL SMALL CAP R6 ON 01/10/2018 AT 13.88	157.989	2,192.89
06/29/2018	07/03/2018	PURCHASED 28.819 SHS BRANDES FUNDS INTERNATIONAL SMALL CAP R6 ON 06/29/2018 AT 12.46 FOR REINVESTMENT	28.819	359.08
TOTAL			1,120.093	15,344.42
BRANDES FUNDS EMERGING MARKETS VALUE R6				
08/02/2017	08/03/2017	PURCHASED 104.214 SHS BRANDES FUNDS EMERGING MARKETS VALUE R6 ON 08/02/2017 AT 9.31	104.214	970.23
09/29/2017	10/03/2017	PURCHASED 76.652 SHS BRANDES FUNDS EMERGING MARKETS VALUE R6 ON 09/29/2017 AT 9.53 FOR REINVESTMENT	76.652	730.49

TRUST EB FORMAT

Statement Period
Account Number

07/01/2017 through 06/30/2018
115150001340

Schedule Of Purchases

TRADE DATE	SETTLMT DATE	DESCRIPTION	UNITS	AVG COST
12/29/2017	01/03/2018	PURCHASED 68.409 SHS BRANDES FUNDS EMERGING MARKETS VALUE R6 ON 12/29/2017 AT 9.74 FOR REINVESTMENT	68.409	666.30
TOTAL			249.275	2,367.02
COLUMBIA CONTRARIAN CORE				
08/02/2017	08/03/2017	PURCHASED 99.537 SHS COLUMBIA CONTRARIAN CORE ON 08/02/2017 AT 26.00	99.537	2,587.95
12/11/2017	12/13/2017	PURCHASED 133.405 SHS COLUMBIA CONTRARIAN CORE ON 12/11/2017 AT 26.07 FOR REINVESTMENT	133.405	3,477.86
12/11/2017	12/13/2017	PURCHASED 35.434 SHS COLUMBIA CONTRARIAN CORE ON 12/11/2017 AT 26.07 FOR REINVESTMENT	35.434	923.76
12/11/2017	12/13/2017	PURCHASED 565.686 SHS COLUMBIA CONTRARIAN CORE ON 12/11/2017 AT 26.07 FOR REINVESTMENT	565.686	14,747.43
TOTAL			834.062	21,737.00
OAKMARK SELECT FUND-INSTITUTIONAL				
08/02/2017	08/03/2017	PURCHASED 55.787 SHS OAKMARK SELECT FUND-INSTITUTIONAL ON 08/02/2017 AT 46.39	55.787	2,587.95
12/14/2017	12/18/2017	PURCHASED 31.969 SHS OAKMARK SELECT FUND-INSTITUTIONAL ON 12/14/2017 AT 46.81 FOR REINVESTMENT	31.969	1,496.46
12/14/2017	12/18/2017	PURCHASED 274.213 SHS OAKMARK SELECT FUND-INSTITUTIONAL ON 12/14/2017 AT 46.81 FOR REINVESTMENT	274.213	12,835.92
TOTAL			361.969	16,920.33

TRUST EB FORMAT

Statement Period
Account Number

07/01/2017 through 06/30/2018
115150001340

Schedule Of Purchases

TRADE DATE	SETTLMT DATE	DESCRIPTION	UNITS	AVG COST
OAKMARK INTERNATIONAL INST.				
01/10/2018	01/11/2018	PURCHASED 8,428.294 SHS OAKMARK INTERNATIONAL INST. ON 01/10/2018 AT 29.47	8,428.294	248,381.82
01/12/2018	01/16/2018	PURCHASED .307 SHS OAKMARK INTERNATIONAL INST. ON 01/12/2018 AT 30.13	.307	9.25
TOTAL			8,428.601	248,391.07
HARTFORD FUNDS MIDCAP CLASS Y				
08/02/2017	08/03/2017	PURCHASED 38.259 SHS HARTFORD FUNDS MIDCAP CLASS Y ON 08/02/2017 AT 33.83	38.259	1,294.30
12/15/2017	12/19/2017	PURCHASED 25.915 SHS HARTFORD FUNDS MIDCAP CLASS Y ON 12/15/2017 AT 35.54 FOR REINVESTMENT	25.915	921.01
12/15/2017	12/19/2017	PURCHASED 166.791 SHS HARTFORD FUNDS MIDCAP CLASS Y ON 12/15/2017 AT 35.54 FOR REINVESTMENT	166.791	5,927.76
TOTAL			230.965	8,143.07
JOHN HANCOCK INTERNATIONAL GROWTH R6				
01/10/2018	01/11/2018	PURCHASED 8,712.095 SHS JOHN HANCOCK INTERNATIONAL GROWTH R6 ON 01/10/2018 AT 28.51	8,712.095	248,381.83
TOTAL			8,712.095	248,381.83
PRUDENTIAL JENNISON GLOBAL OPPS Q				
01/10/2018	01/11/2018	PURCHASED 5,491.327 SHS PRUDENTIAL JENNISON GLOBAL OPPS Q ON 01/10/2018 AT 22.60	5,491.327	124,104.00
01/12/2018	01/16/2018	PURCHASED .219 SHS PRUDENTIAL JENNISON GLOBAL OPPS Q ON 01/12/2018 AT 22.88	.219	5.01

TRUST EB FORMAT

Statement Period
Account Number

07/01/2017 through 06/30/2018
115150001340

Schedule Of Purchases

TRADE DATE	SETTLMT DATE	DESCRIPTION	UNITS	AVG COST
TOTAL			5,491.546	124,109.01
THORNBURG INVESTMENT INCOME BUILDER R6				
07/11/2017	07/13/2017	PURCHASED 27.776 SHS THORNBURG INVESTMENT INCOME BUILDER R6 ON 07/11/2017 AT 20.86 FOR REINVESTMENT	27.776	579.40
08/02/2017	08/03/2017	PURCHASED 90.688 SHS THORNBURG INVESTMENT INCOME BUILDER R6 ON 08/02/2017 AT 21.41	90.688	1,941.63
09/22/2017	09/26/2017	PURCHASED 120.674 SHS THORNBURG INVESTMENT INCOME BUILDER R6 ON 09/22/2017 AT 21.47 FOR REINVESTMENT	120.674	2,590.88
12/27/2017	12/29/2017	PURCHASED 163.193 SHS THORNBURG INVESTMENT INCOME BUILDER R6 ON 12/27/2017 AT 21.99 FOR REINVESTMENT	163.193	3,588.61
03/23/2018	03/27/2018	PURCHASED 106.026 SHS THORNBURG INVESTMENT INCOME BUILDER R6 ON 03/23/2018 AT 20.88 FOR REINVESTMENT	106.026	2,213.82
06/22/2018	06/26/2018	PURCHASED 113.584 SHS THORNBURG INVESTMENT INCOME BUILDER R6 ON 06/22/2018 AT 21.49 FOR REINVESTMENT	113.584	2,440.91
TOTAL			621.941	13,355.25
UNDISCOVERED MANAGERS BEHAVIORAL VALUE R6				
08/02/2017	08/03/2017	PURCHASED 19.414 SHS UNDISCOVERED MANAGERS BEHAVIORAL VALUE R6 ON 08/02/2017 AT 66.67	19.414	1,294.30
12/13/2017	12/18/2017	PURCHASED 34.711 SHS UNDISCOVERED MANAGERS BEHAVIORAL VALUE R6 ON 12/13/2017 AT 69.80 FOR REINVESTMENT	34.711	2,422.80

TRUST EB FORMAT

Statement Period
Account Number

07/01/2017 through 06/30/2018
115150001340

Schedule Of Purchases

TRADE DATE	SETTLMT DATE	DESCRIPTION	UNITS	AVG COST
12/13/2017	12/18/2017	PURCHASED 47.963 SHS UNDISCOVERED MANAGERS BEHAVIORAL VALUE R6 ON 12/13/2017 AT 69.80 FOR REINVESTMENT	47.963	3,347.85
12/20/2017	12/22/2017	PURCHASED 28.33 SHS UNDISCOVERED MANAGERS BEHAVIORAL VALUE R6 ON 12/20/2017 AT 69.87 FOR REINVESTMENT	28.33	1,979.39
TOTAL			130.418	9,044.34
TOTAL MUTUAL FUND - DOMESTIC EQUITY			27,838.073	740,772.85
MUTUAL FUND - INTERNATIONAL EQUITY				
BRANDES FUNDS INTERNATIONAL EQUITY - R6				
08/02/2017	08/03/2017	PURCHASED 111.141 SHS BRANDES FUNDS INTERNATIONAL EQUITY - R6 ON 08/02/2017 AT 17.47	111.141	1,941.63
09/29/2017	10/03/2017	PURCHASED 58.259 SHS BRANDES FUNDS INTERNATIONAL EQUITY - R6 ON 09/29/2017 AT 17.56 FOR REINVESTMENT	58.259	1,023.03
TOTAL			169.4	2,964.66
HARTFORD INTERNATIONAL VALUE - Y				
08/02/2017	08/03/2017	PURCHASED 109.326 SHS HARTFORD INTERNATIONAL VALUE - Y ON 08/02/2017 AT 17.76	109.326	1,941.63
12/15/2017	12/19/2017	PURCHASED 254.291 SHS HARTFORD INTERNATIONAL VALUE - Y ON 12/15/2017 AT 17.86 FOR REINVESTMENT	254.291	4,541.63
12/15/2017	12/19/2017	PURCHASED 225.786 SHS HARTFORD INTERNATIONAL VALUE - Y ON 12/15/2017 AT 17.86 FOR REINVESTMENT	225.786	4,032.53
12/27/2017	12/29/2017	PURCHASED 512.901 SHS HARTFORD INTERNATIONAL VALUE - Y ON 12/27/2017 AT 17.60 FOR REINVESTMENT	512.901	9,027.05

TRUST EB FORMAT

Statement Period
Account Number

07/01/2017 through 06/30/2018
115150001340

Schedule Of Purchases

TRADE DATE	SETTLMT DATE	DESCRIPTION	UNITS	AVG COST
TOTAL			1,102.304	19,542.84
CLEARBRIDGE INTERNATIONAL CM CAP - IS				
08/02/2017	08/03/2017	PURCHASED 71.851 SHS CLEARBRIDGE INTERNATIONAL CM CAP - IS ON 08/02/2017 AT 18.01	71.851	1,294.03
12/20/2017	12/21/2017	PURCHASED 319.079 SHS CLEARBRIDGE INTERNATIONAL CM CAP - IS ON 12/20/2017 AT 18.74 FOR REINVESTMENT	319.079	5,979.54
TOTAL			390.93	7,273.57
AMERICAN FUNDS NEW PERSPECTIVE F2				
08/02/2017	08/03/2017	PURCHASED 30.312 SHS AMERICAN FUNDS NEW PERSPECTIVE F2 ON 08/02/2017 AT 42.69	30.312	1,294.03
12/21/2017	12/26/2017	PURCHASED 25.703 SHS AMERICAN FUNDS NEW PERSPECTIVE F2 ON 12/21/2017 AT 42.92 FOR REINVESTMENT	25.703	1,103.17
12/21/2017	12/26/2017	PURCHASED 198.553 SHS AMERICAN FUNDS NEW PERSPECTIVE F2 ON 12/21/2017 AT 42.92 FOR REINVESTMENT	198.553	8,521.91
TOTAL			254.568	10,919.11
AMERICAN FUNDS NEW WORLD F2				
08/02/2017	08/03/2017	PURCHASED 15.482 SHS AMERICAN FUNDS NEW WORLD F2 ON 08/02/2017 AT 62.67	15.482	970.23
12/21/2017	12/26/2017	PURCHASED 24.25 SHS AMERICAN FUNDS NEW WORLD F2 ON 12/21/2017 AT 66.20 FOR REINVESTMENT	24.25	1,605.32
12/21/2017	12/26/2017	PURCHASED 19.132 SHS AMERICAN FUNDS NEW WORLD F2 ON 12/21/2017 AT 66.20 FOR REINVESTMENT	19.132	1,266.52
TOTAL			58.864	3,842.07

TRUST EB FORMAT

Statement Period
Account Number

07/01/2017 through 06/30/2018
115150001340

Schedule Of Purchases

TRADE DATE	SETTLMT DATE	DESCRIPTION	UNITS	AVG COST
TOTAL MUTUAL FUND - INTERNATIONAL EQUITY			1,976.066	44,542.25
MUTUAL FUND - REAL ESTATE				
COHEN AND STEERS REAL ESTATE SECURITIES - Z				
08/02/2017	08/03/2017	PURCHASED 168.419 SHS COHEN AND STEERS REAL ESTATE SECURITIES - Z ON 08/02/2017 AT 15.37	168.419	2,588.60
09/29/2017	10/03/2017	PURCHASED 132.107 SHS COHEN AND STEERS REAL ESTATE SECURITIES - Z ON 09/29/2017 AT 15.26 FOR REINVESTMENT	132.107	2,015.96
12/06/2017	12/08/2017	PURCHASED 130.422 SHS COHEN AND STEERS REAL ESTATE SECURITIES - Z ON 12/06/2017 AT 15.38 FOR REINVESTMENT	130.422	2,005.89
03/29/2018	04/03/2018	PURCHASED 74.303 SHS COHEN AND STEERS REAL ESTATE SECURITIES - Z ON 03/29/2018 AT 14.48 FOR REINVESTMENT	74.303	1,075.91
06/29/2018	07/03/2018	PURCHASED 89.09 SHS COHEN AND STEERS REAL ESTATE SECURITIES - Z ON 06/29/2018 AT 15.53 FOR REINVESTMENT	89.09	1,383.57
TOTAL			594.341	9,069.93
PRUDENTIAL FUNDS GLOBAL REAL ESTATE CL Q				
07/14/2017	07/17/2017	PURCHASED 71.857 SHS PRUDENTIAL FUNDS GLOBAL REAL ESTATE CL Q ON 07/14/2017 AT 23.81 FOR REINVESTMENT	71.857	1,710.91
08/02/2017	08/03/2017	PURCHASED 80.036 SHS PRUDENTIAL FUNDS GLOBAL REAL ESTATE CL Q ON 08/02/2017 AT 24.26	80.036	1,941.67
10/20/2017	10/23/2017	PURCHASED 41.307 SHS PRUDENTIAL FUNDS GLOBAL REAL ESTATE CL Q ON 10/20/2017 AT 24.39 FOR REINVESTMENT	41.307	1,007.48

TRUST EB FORMAT

Statement Period
Account Number

07/01/2017 through 06/30/2018
115150001340

Schedule Of Purchases

TRADE DATE	SETTLMT DATE	DESCRIPTION	UNITS	AVG COST
12/19/2017	12/20/2017	PURCHASED 195.619 SHS PRUDENTIAL FUNDS GLOBAL REAL ESTATE CL Q ON 12/19/2017 AT 24.09 FOR REINVESTMENT	195.619	4,712.45
12/19/2017	12/20/2017	PURCHASED 172.134 SHS PRUDENTIAL FUNDS GLOBAL REAL ESTATE CL Q ON 12/19/2017 AT 24.09 FOR REINVESTMENT	172.134	4,146.70
04/13/2018	04/16/2018	PURCHASED 37.349 SHS PRUDENTIAL FUNDS GLOBAL REAL ESTATE CL Q ON 04/13/2018 AT 23.08 FOR REINVESTMENT	37.349	862.02
TOTAL			598.302	14,381.23
TOTAL MUTUAL FUND - REAL ESTATE			1,192.643	23,451.16
TOTAL PURCHASES				1,230,672.96

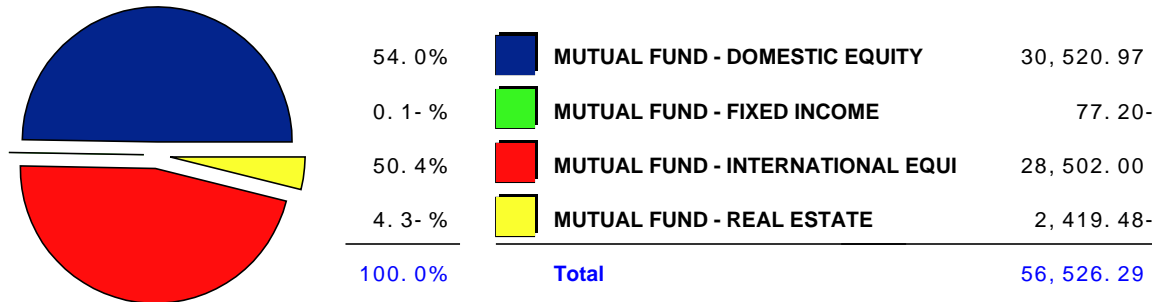
TRUST EB FORMAT

Statement Period
Account Number

07/01/2017 through 06/30/2018
115150001340

Schedule Of Sales

Realized Gains & Losses Allocation



Realized Gains & Losses Schedule

TRADE DATE	SETTLMT DATE	DESCRIPTION	PROCEEDS	MKT / COST BASIS	MKT / COST GAIN / LOSS
MUTUAL FUND - FIXED INCOME					
BLACKROCK TOTAL RETURN - K					
07/14/2017	07/17/2017	SOLD 43.712 SHS BLACKROCK TOTAL RETURN - K ON 07/14/2017 AT 11.75	513.62	513.18 521.40	0.44 7.78-
08/08/2017	08/09/2017	SOLD 44.236 SHS BLACKROCK TOTAL RETURN - K ON 08/08/2017 AT 11.77	520.66	519.35 527.58	1.31 6.92-
09/14/2017	09/15/2017	SOLD 44.675 SHS BLACKROCK TOTAL RETURN - K ON 09/14/2017 AT 11.80	527.17	524.52 532.80	2.65 5.63-
10/17/2017	10/18/2017	SOLD 45.124 SHS BLACKROCK TOTAL RETURN - K ON 10/17/2017 AT 11.77	531.11	529.79 538.14	1.32 7.03-

TRUST EB FORMAT

Statement Period
Account Number

07/01/2017 through 06/30/2018
115150001340

Schedule Of Sales

TRADE DATE	SETTLMT DATE	DESCRIPTION	PROCEEDS	MKT / COST BASIS	MKT / COST GAIN / LOSS
11/08/2017	11/09/2017	SOLD 45.506 SHS BLACKROCK TOTAL RETURN - K ON 11/08/2017 AT 11.74	534.24	534.28 542.67	0.04- 8.43-
12/12/2017	12/13/2017	SOLD 46.106 SHS BLACKROCK TOTAL RETURN - K ON 12/12/2017 AT 11.68	538.52	541.31 549.79	2.79- 11.27-
01/11/2018	01/12/2018	SOLD 46.527 SHS BLACKROCK TOTAL RETURN - K ON 01/11/2018 AT 11.67	542.97	545.97 553.94	3.00- 10.97-
02/13/2018	02/14/2018	SOLD 48.389 SHS BLACKROCK TOTAL RETURN - K ON 02/13/2018 AT 11.46	554.54	567.81 576.07	13.27- 21.53-
03/13/2018	03/14/2018	SOLD 47.365 SHS BLACKROCK TOTAL RETURN - K ON 03/13/2018 AT 11.42	540.91	555.75 563.82	14.84- 22.91-
04/09/2018	04/10/2018	SOLD 47.257 SHS BLACKROCK TOTAL RETURN - K ON 04/09/2018 AT 11.42	539.68	554.44 562.47	14.76- 22.79-
05/10/2018	05/11/2018	SOLD 47.781 SHS BLACKROCK TOTAL RETURN - K ON 05/10/2018 AT 11.30	539.92	560.54 568.63	20.62- 28.71-
06/08/2018	06/11/2018	SOLD 48.081 SHS BLACKROCK TOTAL RETURN - K ON 06/08/2018 AT 11.30	543.31	564.01 572.13	20.70- 28.82-
TOTAL 554.759 SHS			6,426.65	6,510.95 6,609.44	84.30- 182.79-
GUGGENHEIM INVESTMENTS MACRO OPPORTUNITIES INST.					
07/14/2017	07/17/2017	SOLD 19.28 SHS GUGGENHEIM INVESTMENTS MACRO OPPORTUNITIES INST. ON 07/14/2017 AT 26.64	513.62	513.62 507.89	5.73
08/08/2017	08/09/2017	SOLD 19.515 SHS GUGGENHEIM INVESTMENTS MACRO OPPORTUNITIES INST. ON 08/08/2017 AT 26.68	520.66	519.89 514.15	0.77 6.51

TRUST EB FORMAT

Statement Period
Account Number

07/01/2017 through 06/30/2018
115150001340

Schedule Of Sales

TRADE DATE	SETTLMT DATE	DESCRIPTION	PROCEEDS	MKT / COST BASIS	MKT / COST GAIN / LOSS
09/14/2017	09/15/2017	SOLD 19.744 SHS GUGGENHEIM INVESTMENTS MACRO OPPORTUNITIES INST. ON 09/14/2017 AT 26.70	527.17	525.99 520.21	1.18 6.96
10/17/2017	10/18/2017	SOLD 19.869 SHS GUGGENHEIM INVESTMENTS MACRO OPPORTUNITIES INST. ON 10/17/2017 AT 26.73	531.11	529.33 523.52	1.78 7.59
11/08/2017	11/09/2017	SOLD 19.987 SHS GUGGENHEIM INVESTMENTS MACRO OPPORTUNITIES INST. ON 11/08/2017 AT 26.73	534.24	532.47 526.65	1.77 7.59
12/12/2017	12/13/2017	SOLD 20.117 SHS GUGGENHEIM INVESTMENTS MACRO OPPORTUNITIES INST. ON 12/12/2017 AT 26.77	538.52	535.94 530.10	2.58 8.42
01/11/2018	01/12/2018	SOLD 20.207 SHS GUGGENHEIM INVESTMENTS MACRO OPPORTUNITIES INST. ON 01/11/2018 AT 26.87	542.97	538.59 533.07	4.38 9.90
02/13/2018	02/14/2018	SOLD 20.7 SHS GUGGENHEIM INVESTMENTS MACRO OPPORTUNITIES INST. ON 02/13/2018 AT 26.79	554.54	551.74 546.10	2.80 8.44
03/13/2018	03/14/2018	SOLD 20.191 SHS GUGGENHEIM INVESTMENTS MACRO OPPORTUNITIES INST. ON 03/13/2018 AT 26.79	540.91	538.18 532.69	2.73 8.22
04/09/2018	04/10/2018	SOLD 20.235 SHS GUGGENHEIM INVESTMENTS MACRO OPPORTUNITIES INST. ON 04/09/2018 AT 26.67	539.68	539.36 533.86	0.32 5.82
05/10/2018	05/11/2018	SOLD 20.275 SHS GUGGENHEIM INVESTMENTS MACRO OPPORTUNITIES INST. ON 05/10/2018 AT 26.63	539.92	540.42 534.93	0.50- 4.99
06/08/2018	06/11/2018	SOLD 20.433 SHS GUGGENHEIM INVESTMENTS MACRO OPPORTUNITIES INST. ON 06/08/2018 AT 26.59	543.31	544.63 539.11	1.32- 4.20
TOTAL 240.553 SHS			6,426.65	6,410.16 6,342.28	16.49 84.37

TRUST EB FORMAT

Statement Period
Account Number

07/01/2017 through 06/30/2018
115150001340

Schedule Of Sales

TRADE DATE	SETTLMT DATE	DESCRIPTION	PROCEEDS	MKT / COST BASIS	MKT / COST GAIN / LOSS
GUGGENHEIM INVESTMENTS INVESTMENT GRADE BOND FUND					
07/14/2017	07/17/2017	SOLD 27.869 SHS GUGGENHEIM INVESTMENTS INVESTMENT GRADE BOND FUND ON 07/14/2017 AT 18.43	513.62	514.74 510.53	1.12- 3.09
08/08/2017	08/09/2017	SOLD 28.159 SHS GUGGENHEIM INVESTMENTS INVESTMENT GRADE BOND FUND ON 08/08/2017 AT 18.49	520.66	520.11 515.91	0.55 4.75
09/14/2017	09/15/2017	SOLD 28.388 SHS GUGGENHEIM INVESTMENTS INVESTMENT GRADE BOND FUND ON 09/14/2017 AT 18.57	527.17	524.35 520.13	2.82 7.04
10/17/2017	10/18/2017	SOLD 28.57 SHS GUGGENHEIM INVESTMENTS INVESTMENT GRADE BOND FUND ON 10/17/2017 AT 18.59	531.11	527.71 523.48	3.40 7.63
11/08/2017	11/09/2017	SOLD 28.738 SHS GUGGENHEIM INVESTMENTS INVESTMENT GRADE BOND FUND ON 11/08/2017 AT 18.59	534.24	530.82 526.57	3.42 7.67
12/12/2017	12/13/2017	SOLD 28.968 SHS GUGGENHEIM INVESTMENTS INVESTMENT GRADE BOND FUND ON 12/12/2017 AT 18.59	538.52	535.08 530.80	3.44 7.72
01/11/2018	01/12/2018	SOLD 29.255 SHS GUGGENHEIM INVESTMENTS INVESTMENT GRADE BOND FUND ON 01/11/2018 AT 18.56	542.97	540.49 536.42	2.48 6.55
02/13/2018	02/14/2018	SOLD 30.171 SHS GUGGENHEIM INVESTMENTS INVESTMENT GRADE BOND FUND ON 02/13/2018 AT 18.38	554.54	557.42 553.23	2.88- 1.31
03/13/2018	03/14/2018	SOLD 29.429 SHS GUGGENHEIM INVESTMENTS INVESTMENT GRADE BOND FUND ON 03/13/2018 AT 18.38	540.91	543.71 539.62	2.80- 1.29
04/09/2018	04/10/2018	SOLD 29.299 SHS GUGGENHEIM INVESTMENTS INVESTMENT GRADE BOND FUND ON 04/09/2018 AT 18.42	539.68	541.30 537.25	1.62- 2.43
05/10/2018	05/11/2018	SOLD 29.423 SHS GUGGENHEIM INVESTMENTS INVESTMENT GRADE BOND FUND ON 05/10/2018 AT 18.35	539.92	543.59 539.52	3.67- 0.40

TRUST EB FORMAT

Statement Period
Account Number

07/01/2017 through 06/30/2018
115150001340

Schedule Of Sales

TRADE DATE	SETTLMT DATE	DESCRIPTION	PROCEEDS	MKT / COST BASIS	MKT / COST GAIN / LOSS
06/08/2018	06/11/2018	SOLD 29.576 SHS GUGGENHEIM INVESTMENTS INVESTMENT GRADE BOND FUND ON 06/08/2018 AT 18.37	543.31	546.41 542.34	3.10- 0.97
TOTAL 347.845 SHS			6,426.65	6,425.73 6,375.80	0.92 50.85
HARTFORD WORLD BOND - Y					
07/14/2017	07/17/2017	SOLD 21.872 SHS HARTFORD WORLD BOND - Y ON 07/14/2017 AT 10.45	228.56	228.12 226.84	0.44 1.72
08/08/2017	08/09/2017	SOLD 22.129 SHS HARTFORD WORLD BOND - Y ON 08/08/2017 AT 10.47	231.69	230.81 229.52	0.88 2.17
09/14/2017	09/15/2017	SOLD 22.363 SHS HARTFORD WORLD BOND - Y ON 09/14/2017 AT 10.49	234.59	233.25 231.95	1.34 2.64
10/17/2017	10/18/2017	SOLD 22.466 SHS HARTFORD WORLD BOND - Y ON 10/17/2017 AT 10.52	236.34	234.33 233.02	2.01 3.32
11/08/2017	11/09/2017	SOLD 22.555 SHS HARTFORD WORLD BOND - Y ON 11/08/2017 AT 10.54	237.73	235.26 233.94	2.47 3.79
12/12/2017	12/13/2017	SOLD 22.715 SHS HARTFORD WORLD BOND - Y ON 12/12/2017 AT 10.55	239.64	236.93 235.60	2.71 4.04
01/11/2018	01/12/2018	SOLD 22.859 SHS HARTFORD WORLD BOND - Y ON 01/11/2018 AT 10.57	241.62	238.67 237.43	2.95 4.19
02/13/2018	02/14/2018	SOLD 23.279 SHS HARTFORD WORLD BOND - Y ON 02/13/2018 AT 10.60	246.76	243.05 241.79	3.71 4.97
03/13/2018	03/14/2018	SOLD 22.708 SHS HARTFORD WORLD BOND - Y ON 03/13/2018 AT 10.60	240.70	237.09 235.86	3.61 4.84
04/09/2018	04/10/2018	SOLD 22.613 SHS HARTFORD WORLD BOND - Y ON 04/09/2018 AT 10.62	240.15	236.10 234.87	4.05 5.28
05/10/2018	05/11/2018	SOLD 22.581 SHS HARTFORD WORLD BOND - Y ON 05/10/2018 AT 10.64	240.26	235.77 234.54	4.49 5.72
06/08/2018	06/11/2018	SOLD 22.659 SHS HARTFORD WORLD BOND - Y ON 06/08/2018 AT 10.67	241.77	236.58 235.35	5.19 6.42
TOTAL 270.799 SHS			2,859.81	2,825.96 2,810.71	33.85 49.10

TRUST EB FORMAT

Statement Period
Account Number

07/01/2017 through 06/30/2018
115150001340

Schedule Of Sales

TRADE DATE	SETTLMT DATE	DESCRIPTION	PROCEEDS	MKT / COST BASIS	MKT / COST GAIN / LOSS
		LEGG MASON BW GLOBAL OPPORTUNITIES BOND IS			
07/14/2017	07/17/2017	SOLD 15.374 SHS LEGG MASON BW GLOBAL OPPORTUNITIES BOND IS ON 07/14/2017 AT 11.15	171.42	169.11 164.07	2.31 7.35
08/08/2017	08/09/2017	SOLD 15.433 SHS LEGG MASON BW GLOBAL OPPORTUNITIES BOND IS ON 08/08/2017 AT 11.26	173.77	169.80 164.78	3.97 8.99
09/14/2017	09/15/2017	SOLD 15.326 SHS LEGG MASON BW GLOBAL OPPORTUNITIES BOND IS ON 09/14/2017 AT 11.48	175.94	168.62 163.64	7.32 12.30
10/17/2017	10/18/2017	SOLD 15.868 SHS LEGG MASON BW GLOBAL OPPORTUNITIES BOND IS ON 10/17/2017 AT 11.17	177.25	174.62 169.50	2.63 7.75
11/08/2017	11/09/2017	SOLD 16.209 SHS LEGG MASON BW GLOBAL OPPORTUNITIES BOND IS ON 11/08/2017 AT 11.00	178.30	178.37 173.14	0.07- 5.16
12/12/2017	12/13/2017	SOLD 16.265 SHS LEGG MASON BW GLOBAL OPPORTUNITIES BOND IS ON 12/12/2017 AT 11.05	179.73	178.99 173.74	0.74 5.99
01/11/2018	01/12/2018	SOLD 49.581 SHS LEGG MASON BW GLOBAL OPPORTUNITIES BOND IS ON 01/11/2018 AT 10.96	543.41	545.03 529.79	1.62- 13.62
02/13/2018	02/14/2018	SOLD 16.688 SHS LEGG MASON BW GLOBAL OPPORTUNITIES BOND IS ON 02/13/2018 AT 11.09	185.07	183.45 178.32	1.62 6.75
03/13/2018	03/14/2018	SOLD 16.161 SHS LEGG MASON BW GLOBAL OPPORTUNITIES BOND IS ON 03/13/2018 AT 11.17	180.52	177.65 172.69	2.87 7.83
04/09/2018	04/10/2018	SOLD 16.168 SHS LEGG MASON BW GLOBAL OPPORTUNITIES BOND IS ON 04/09/2018 AT 11.14	180.11	177.75 172.81	2.36 7.30
05/10/2018	05/11/2018	SOLD 16.701 SHS LEGG MASON BW GLOBAL OPPORTUNITIES BOND IS ON 05/10/2018 AT 10.79	180.20	183.61 178.51	3.41- 1.69

TRUST EB FORMAT

Statement Period
Account Number

07/01/2017 through 06/30/2018
115150001340

Schedule Of Sales

TRADE DATE	SETTLMT DATE	DESCRIPTION	PROCEEDS	MKT / COST BASIS	MKT / COST GAIN / LOSS
06/08/2018	06/11/2018	SOLD 17.237 SHS LEGG MASON BW GLOBAL OPPORTUNITIES BOND IS ON 06/08/2018 AT 10.52	181.33	189.50 184.24	8.17 - 2.91 -
TOTAL 227.011 SHS			2,507.05	2,496.50 2,425.23	10.55 81.82
LEGG MASON BW ALTERNATIVE CREDIT					
07/14/2017	07/17/2017	SOLD 16.483 SHS LEGG MASON BW ALTERNATIVE CREDIT ON 07/14/2017 AT 10.40	171.42	169.61 159.02	1.81 12.40
08/08/2017	08/09/2017	SOLD 16.55 SHS LEGG MASON BW ALTERNATIVE CREDIT ON 08/08/2017 AT 10.50	173.77	170.33 159.79	3.44 13.98
09/14/2017	09/15/2017	SOLD 16.82 SHS LEGG MASON BW ALTERNATIVE CREDIT ON 09/14/2017 AT 10.46	175.94	173.11 162.39	2.83 13.55
10/17/2017	10/18/2017	SOLD 16.978 SHS LEGG MASON BW ALTERNATIVE CREDIT ON 10/17/2017 AT 10.44	177.25	174.75 163.99	2.50 13.26
11/08/2017	11/09/2017	SOLD 17.111 SHS LEGG MASON BW ALTERNATIVE CREDIT ON 11/08/2017 AT 10.42	178.30	176.12 165.28	2.18 13.02
12/12/2017	12/13/2017	SOLD 17.183 SHS LEGG MASON BW ALTERNATIVE CREDIT ON 12/12/2017 AT 10.46	179.73	176.86 165.97	2.87 13.76
01/11/2018	01/12/2018	SOLD 17.324 SHS LEGG MASON BW ALTERNATIVE CREDIT ON 01/11/2018 AT 10.46	181.21	178.43 167.99	2.78 13.22
02/13/2018	02/14/2018	SOLD 17.812 SHS LEGG MASON BW ALTERNATIVE CREDIT ON 02/13/2018 AT 10.39	185.07	183.45 172.72	1.62 12.35
03/13/2018	03/14/2018	SOLD 17.242 SHS LEGG MASON BW ALTERNATIVE CREDIT ON 03/13/2018 AT 10.47	180.52	177.58 167.19	2.94 13.33

TRUST EB FORMAT

Statement Period
Account Number

07/01/2017 through 06/30/2018
115150001340

Schedule Of Sales

TRADE DATE	SETTLMT DATE	DESCRIPTION	PROCEEDS	MKT / COST BASIS	MKT / COST GAIN / LOSS
04/09/2018	04/10/2018	SOLD 17.285 SHS LEGG MASON BW ALTERNATIVE CREDIT ON 04/09/2018 AT 10.42	180.11	178.03 167.72	2.08 12.39
05/10/2018	05/11/2018	SOLD 17.327 SHS LEGG MASON BW ALTERNATIVE CREDIT ON 05/10/2018 AT 10.40	180.20	178.47 168.13	1.73 12.07
06/08/2018	06/11/2018	SOLD 17.486 SHS LEGG MASON BW ALTERNATIVE CREDIT ON 06/08/2018 AT 10.37	181.33	180.10 169.67	1.23 11.66
TOTAL 205.601 SHS			2,144.85	2,116.84 1,989.86	28.01 154.99
PRUDENTIAL FUNDS TOTAL RETURN BOND CL Q					
07/14/2017	07/17/2017	SOLD 35.521 SHS PRUDENTIAL FUNDS TOTAL RETURN BOND CL Q ON 07/14/2017 AT 14.46	513.64	513.63 510.63	0.01 3.01
08/08/2017	08/09/2017	SOLD 35.835 SHS PRUDENTIAL FUNDS TOTAL RETURN BOND CL Q ON 08/08/2017 AT 14.53	520.68	518.21 515.21	2.47 5.47
09/14/2017	09/15/2017	SOLD 36.132 SHS PRUDENTIAL FUNDS TOTAL RETURN BOND CL Q ON 09/14/2017 AT 14.59	527.16	522.52 519.50	4.64 7.66
10/17/2017	10/18/2017	SOLD 36.377 SHS PRUDENTIAL FUNDS TOTAL RETURN BOND CL Q ON 10/17/2017 AT 14.60	531.10	526.07 523.04	5.03 8.06
11/08/2017	11/09/2017	SOLD 36.643 SHS PRUDENTIAL FUNDS TOTAL RETURN BOND CL Q ON 11/08/2017 AT 14.58	534.25	529.92 526.88	4.33 7.37
12/12/2017	12/13/2017	SOLD 37.011 SHS PRUDENTIAL FUNDS TOTAL RETURN BOND CL Q ON 12/12/2017 AT 14.55	538.51	535.25 532.19	3.26 6.32
01/11/2018	01/12/2018	SOLD 37.369 SHS PRUDENTIAL FUNDS TOTAL RETURN BOND CL Q ON 01/11/2018 AT 14.53	542.97	540.50 537.58	2.47 5.39

TRUST EB FORMAT

Statement Period
Account Number

07/01/2017 through 06/30/2018
115150001340

Schedule Of Sales

TRADE DATE	SETTLMT DATE	DESCRIPTION	PROCEEDS	MKT / COST BASIS	MKT / COST GAIN / LOSS
02/13/2018	02/14/2018	SOLD 38.996 SHS PRUDENTIAL FUNDS TOTAL RETURN BOND CL Q ON 02/13/2018 AT 14.22	554.52	564.03 560.99	9.51- 6.47-
03/13/2018	03/14/2018	SOLD 38.039 SHS PRUDENTIAL FUNDS TOTAL RETURN BOND CL Q ON 03/13/2018 AT 14.22	540.91	550.16 547.21	9.25- 6.30-
04/09/2018	04/10/2018	SOLD 37.844 SHS PRUDENTIAL FUNDS TOTAL RETURN BOND CL Q ON 04/09/2018 AT 14.26	539.65	547.32 544.39	7.67- 4.74-
05/10/2018	05/11/2018	SOLD 38.375 SHS PRUDENTIAL FUNDS TOTAL RETURN BOND CL Q ON 05/10/2018 AT 14.07	539.93	554.97 552.00	15.04- 12.07-
06/08/2018	06/11/2018	SOLD 38.7 SHS PRUDENTIAL FUNDS TOTAL RETURN BOND CL Q ON 06/08/2018 AT 14.04	543.35	559.63 556.65	16.28- 13.30-
TOTAL 446.842 SHS			6,426.67	6,462.21 6,426.27	35.54- 0.40
WESTERN ASSET CORE PLUS BOND IS					
07/14/2017	07/17/2017	SOLD 43.49 SHS WESTERN ASSET CORE PLUS BOND IS ON 07/14/2017 AT 11.81	513.62	512.31 515.28	1.31 1.66-
08/08/2017	08/09/2017	SOLD 43.864 SHS WESTERN ASSET CORE PLUS BOND IS ON 08/08/2017 AT 11.87	520.66	516.77 519.73	3.89 0.93
09/14/2017	09/15/2017	SOLD 44.078 SHS WESTERN ASSET CORE PLUS BOND IS ON 09/14/2017 AT 11.96	527.17	519.31 522.28	7.86 4.89
10/17/2017	10/18/2017	SOLD 44.594 SHS WESTERN ASSET CORE PLUS BOND IS ON 10/17/2017 AT 11.91	531.11	525.40 528.40	5.71 2.71
11/08/2017	11/09/2017	SOLD 44.97 SHS WESTERN ASSET CORE PLUS BOND IS ON 11/08/2017 AT 11.88	534.24	529.83 532.85	4.41 1.39

TRUST EB FORMAT

Statement Period
Account Number

07/01/2017 through 06/30/2018
115150001340

Schedule Of Sales

TRADE DATE	SETTLMT DATE	DESCRIPTION	PROCEEDS	MKT / COST BASIS	MKT / COST GAIN / LOSS
12/12/2017	12/13/2017	SOLD 45.56 SHS WESTERN ASSET CORE PLUS BOND IS ON 12/12/2017 AT 11.82	538.52	536.79 539.83	1.73 1.31-
01/11/2018	01/12/2018	SOLD 46.053 SHS WESTERN ASSET CORE PLUS BOND IS ON 01/11/2018 AT 11.79	542.97	542.55 545.46	0.42 2.49-
02/13/2018	02/14/2018	SOLD 48.012 SHS WESTERN ASSET CORE PLUS BOND IS ON 02/13/2018 AT 11.55	554.54	565.62 568.65	11.08- 14.11-
03/13/2018	03/14/2018	SOLD 46.913 SHS WESTERN ASSET CORE PLUS BOND IS ON 03/13/2018 AT 11.53	540.91	552.64 555.59	11.73- 14.68-
04/09/2018	04/10/2018	SOLD 46.604 SHS WESTERN ASSET CORE PLUS BOND IS ON 04/09/2018 AT 11.58	539.68	548.98 551.90	9.30- 12.22-
05/10/2018	05/11/2018	SOLD 47.403 SHS WESTERN ASSET CORE PLUS BOND IS ON 05/10/2018 AT 11.39	539.92	558.35 561.31	18.43- 21.39-
06/08/2018	06/11/2018	SOLD 47.996 SHS WESTERN ASSET CORE PLUS BOND IS ON 06/08/2018 AT 11.32	543.31	565.28 568.27	21.97- 24.96-
TOTAL 549.537 SHS			6,426.65	6,473.83 6,509.55	47.18- 82.90-
TOTAL MUTUAL FUND - FIXED INCOME			39,644.98	39,722.18 39,489.14	77.20- 155.84
MUTUAL FUND - DOMESTIC EQUITY					
ALGER FUNDS SMALL CAP FOCUS Z					
07/14/2017	07/17/2017	SOLD 11.812 SHS ALGER FUNDS SMALL CAP FOCUS Z ON 07/14/2017 AT 14.50	171.28	169.74 129.23	1.54 42.05
08/08/2017	08/09/2017	SOLD 12.108 SHS ALGER FUNDS SMALL CAP FOCUS Z ON 08/08/2017 AT 14.34	173.63	173.97 132.78	0.34- 40.85

TRUST EB FORMAT

Statement Period
Account Number

07/01/2017 through 06/30/2018
115150001340

Schedule Of Sales

TRADE DATE	SETTLMT DATE	DESCRIPTION	PROCEEDS	MKT / COST BASIS	MKT / COST GAIN / LOSS
09/14/2017	09/15/2017	SOLD 11.967 SHS ALGER FUNDS SMALL CAP FOCUS Z ON 09/14/2017 AT 14.69	175.80	171.95 131.23	3.85 44.57
10/17/2017	10/18/2017	SOLD 11.583 SHS ALGER FUNDS SMALL CAP FOCUS Z ON 10/17/2017 AT 15.29	177.11	166.43 127.02	10.68 50.09
11/08/2017	11/09/2017	SOLD 11.576 SHS ALGER FUNDS SMALL CAP FOCUS Z ON 11/08/2017 AT 15.39	178.16	166.33 126.95	11.83 51.21
12/12/2017	12/13/2017	SOLD 11.707 SHS ALGER FUNDS SMALL CAP FOCUS Z ON 12/12/2017 AT 15.34	179.59	168.21 128.38	11.38 51.21
01/10/2018	01/11/2018	SOLD 2,197.592 SHS ALGER FUNDS SMALL CAP FOCUS Z ON 01/10/2018 AT 16.02	35,205.42	31,596.62 24,189.54	3,608.80 11,015.88
01/11/2018	01/12/2018	SOLD 11.155 SHS ALGER FUNDS SMALL CAP FOCUS Z ON 01/11/2018 AT 16.23	181.05	160.38 122.79	20.67 58.26
02/13/2018	02/14/2018	SOLD 11.891 SHS ALGER FUNDS SMALL CAP FOCUS Z ON 02/13/2018 AT 15.55	184.91	170.97 130.89	13.94 54.02
03/13/2018	03/14/2018	SOLD 10.517 SHS ALGER FUNDS SMALL CAP FOCUS Z ON 03/13/2018 AT 17.15	180.37	151.21 115.76	29.16 64.61
04/09/2018	04/10/2018	SOLD 10.827 SHS ALGER FUNDS SMALL CAP FOCUS Z ON 04/09/2018 AT 16.62	179.95	155.67 119.18	24.28 60.77
05/10/2018	05/11/2018	SOLD 9.806 SHS ALGER FUNDS SMALL CAP FOCUS Z ON 05/10/2018 AT 18.36	180.04	140.99 107.94	39.05 72.10
06/08/2018	06/11/2018	SOLD 9.196 SHS ALGER FUNDS SMALL CAP FOCUS Z ON 06/08/2018 AT 19.70	181.17	132.22 101.22	48.95 79.95
TOTAL 2,331.737 SHS			37,348.48	33,524.69 25,662.91	3,823.79 11,685.57

TRUST EB FORMAT

Statement Period
Account Number

07/01/2017 through 06/30/2018
115150001340

Schedule Of Sales

TRADE DATE	SETTLMT DATE	DESCRIPTION	PROCEEDS	MKT / COST BASIS	MKT / COST GAIN / LOSS
ALGER FUNDS SPECTRA Z					
07/14/2017	07/17/2017	SOLD 13.988 SHS ALGER FUNDS SPECTRA Z ON 07/14/2017 AT 20.40	285.35	276.82 236.41	8.53 48.94
08/08/2017	08/09/2017	SOLD 14.055 SHS ALGER FUNDS SPECTRA Z ON 08/08/2017 AT 20.58	289.26	278.23 237.94	11.03 51.32
09/14/2017	09/15/2017	SOLD 14.007 SHS ALGER FUNDS SPECTRA Z ON 09/14/2017 AT 20.91	292.88	277.28 237.13	15.60 55.75
10/17/2017	10/18/2017	SOLD 13.814 SHS ALGER FUNDS SPECTRA Z ON 10/17/2017 AT 21.36	295.06	273.46 233.86	21.60 61.20
11/08/2017	11/09/2017	SOLD 13.4 SHS ALGER FUNDS SPECTRA Z ON 11/08/2017 AT 22.15	296.80	265.26 226.85	31.54 69.95
12/12/2017	12/13/2017	SOLD 13.495 SHS ALGER FUNDS SPECTRA Z ON 12/12/2017 AT 22.17	299.18	267.14 228.46	32.04 70.72
01/10/2018	01/11/2018	SOLD 2,398.847 SHS ALGER FUNDS SPECTRA Z ON 01/10/2018 AT 21.93	52,606.71	47,662.42 41,174.09	4,944.29 11,432.62
01/11/2018	01/12/2018	SOLD 13.668 SHS ALGER FUNDS SPECTRA Z ON 01/11/2018 AT 22.07	301.65	271.57 234.60	30.08 67.05
02/13/2018	02/14/2018	SOLD 14.296 SHS ALGER FUNDS SPECTRA Z ON 02/13/2018 AT 21.55	308.08	284.05 245.38	24.03 62.70
03/13/2018	03/14/2018	SOLD 13.088 SHS ALGER FUNDS SPECTRA Z ON 03/13/2018 AT 22.96	300.51	260.04 224.64	40.47 75.87
04/09/2018	04/10/2018	SOLD 14.023 SHS ALGER FUNDS SPECTRA Z ON 04/09/2018 AT 21.38	299.82	278.62 240.69	21.20 59.13
05/10/2018	05/11/2018	SOLD 13.036 SHS ALGER FUNDS SPECTRA Z ON 05/10/2018 AT 23.01	299.96	259.01 223.75	40.95 76.21
06/08/2018	06/11/2018	SOLD 12.714 SHS ALGER FUNDS SPECTRA Z ON 06/08/2018 AT 23.74	301.84	252.61 218.22	49.23 83.62
TOTAL 2,562.431 SHS			56,177.10	50,906.51 43,962.02	5,270.59 12,215.08

TRUST EB FORMAT

Statement Period
Account Number

07/01/2017 through 06/30/2018
115150001340

Schedule Of Sales

TRADE DATE	SETTLMT DATE	DESCRIPTION	PROCEEDS	MKT / COST BASIS	MKT / COST GAIN / LOSS
		BRANDES FUNDS INTERNATIONAL SMALL CAP R6			
07/14/2017	07/17/2017	SOLD 7.999 SHS BRANDES FUNDS INTERNATIONAL SMALL CAP R6 ON 07/14/2017 AT 14.27	114.15	113.59 106.68	0.56 7.47
08/08/2017	08/09/2017	SOLD 8.053 SHS BRANDES FUNDS INTERNATIONAL SMALL CAP R6 ON 08/08/2017 AT 14.37	115.72	114.37 107.47	1.35 8.25
09/14/2017	09/15/2017	SOLD 8.108 SHS BRANDES FUNDS INTERNATIONAL SMALL CAP R6 ON 09/14/2017 AT 14.45	117.16	115.15 108.21	2.01 8.95
10/17/2017	10/18/2017	SOLD 8.209 SHS BRANDES FUNDS INTERNATIONAL SMALL CAP R6 ON 10/17/2017 AT 14.38	118.04	116.58 109.57	1.46 8.47
11/08/2017	11/09/2017	SOLD 8.32 SHS BRANDES FUNDS INTERNATIONAL SMALL CAP R6 ON 11/08/2017 AT 14.27	118.73	118.16 111.05	0.57 7.68
12/12/2017	12/13/2017	SOLD 8.762 SHS BRANDES FUNDS INTERNATIONAL SMALL CAP R6 ON 12/12/2017 AT 13.66	119.69	124.29 117.05	4.60- 2.64
01/11/2018	01/12/2018	SOLD 8.655 SHS BRANDES FUNDS INTERNATIONAL SMALL CAP R6 ON 01/11/2018 AT 13.94	120.65	122.53 115.74	1.88- 4.91
02/13/2018	02/14/2018	SOLD 9.251 SHS BRANDES FUNDS INTERNATIONAL SMALL CAP R6 ON 02/13/2018 AT 13.32	123.22	130.97 123.72	7.75- 0.50-
03/13/2018	03/14/2018	SOLD 8.877 SHS BRANDES FUNDS INTERNATIONAL SMALL CAP R6 ON 03/13/2018 AT 13.54	120.19	125.67 118.71	5.48- 1.48
04/09/2018	04/10/2018	SOLD 8.996 SHS BRANDES FUNDS INTERNATIONAL SMALL CAP R6 ON 04/09/2018 AT 13.33	119.92	127.36 120.31	7.44- 0.39-
05/10/2018	05/11/2018	SOLD 8.98 SHS BRANDES FUNDS INTERNATIONAL SMALL CAP R6 ON 05/10/2018 AT 13.36	119.97	127.13 120.09	7.16- 0.12-

TRUST EB FORMAT

Statement Period
Account Number

07/01/2017 through 06/30/2018
115150001340

Schedule Of Sales

TRADE DATE	SETTLMT DATE	DESCRIPTION	PROCEEDS	MKT / COST BASIS	MKT / COST GAIN / LOSS
06/08/2018	06/11/2018	SOLD 9.215 SHS BRANDES FUNDS INTERNATIONAL SMALL CAP R6 ON 06/08/2018 AT 13.10	120.72	130.46 123.23	9.74- 2.51-
TOTAL 103.425 SHS			1,428.16	1,466.26 1,381.83	38.10- 46.33
BRANDES FUNDS EMERGING MARKETS VALUE R6					
07/14/2017	07/17/2017	SOLD 9.334 SHS BRANDES FUNDS EMERGING MARKETS VALUE R6 ON 07/14/2017 AT 9.17	85.59	82.23 74.78	3.36 10.81
08/08/2017	08/09/2017	SOLD 9.289 SHS BRANDES FUNDS EMERGING MARKETS VALUE R6 ON 08/08/2017 AT 9.34	86.76	81.87 74.51	4.89 12.25
09/14/2017	09/15/2017	SOLD 9.132 SHS BRANDES FUNDS EMERGING MARKETS VALUE R6 ON 09/14/2017 AT 9.62	87.85	80.49 73.25	7.36 14.60
10/17/2017	10/18/2017	SOLD 9.286 SHS BRANDES FUNDS EMERGING MARKETS VALUE R6 ON 10/17/2017 AT 9.53	88.50	81.89 74.57	6.61 13.93
11/08/2017	11/09/2017	SOLD 9.341 SHS BRANDES FUNDS EMERGING MARKETS VALUE R6 ON 11/08/2017 AT 9.53	89.02	82.37 75.01	6.65 14.01
12/12/2017	12/13/2017	SOLD 9.577 SHS BRANDES FUNDS EMERGING MARKETS VALUE R6 ON 12/12/2017 AT 9.37	89.74	84.45 76.91	5.29 12.83
01/10/2018	01/11/2018	SOLD 13,199.072 SHS BRANDES FUNDS EMERGING MARKETS VALUE R6 ON 01/10/2018 AT 9.92	130,934.79	116,454.43 106,112.34	14,480.36 24,822.45
01/11/2018	01/12/2018	SOLD .5 SHS BRANDES FUNDS EMERGING MARKETS VALUE R6 ON 01/11/2018 AT 10.02	5.01	4.41 4.02	0.60 0.99
TOTAL 13,255.531 SHS			131,467.26	116,952.14 106,565.39	14,515.12 24,901.87

TRUST EB FORMAT

Statement Period
Account Number

07/01/2017 through 06/30/2018
115150001340

Schedule Of Sales

TRADE DATE	SETTLMT DATE	DESCRIPTION	PROCEEDS	MKT / COST BASIS	MKT / COST GAIN / LOSS
COLUMBIA CONTRARIAN CORE					
07/14/2017	07/17/2017	SOLD 8.859 SHS COLUMBIA CONTRARIAN CORE ON 07/14/2017 AT 25.77	228.29	224.58 193.25	3.71 35.04
08/08/2017	08/09/2017	SOLD 8.911 SHS COLUMBIA CONTRARIAN CORE ON 08/08/2017 AT 25.97	231.42	225.94 194.68	5.48 36.74
09/14/2017	09/15/2017	SOLD 8.971 SHS COLUMBIA CONTRARIAN CORE ON 09/14/2017 AT 26.12	234.32	227.46 195.99	6.86 38.33
10/17/2017	10/18/2017	SOLD 8.842 SHS COLUMBIA CONTRARIAN CORE ON 10/17/2017 AT 26.70	236.07	224.19 193.18	11.88 42.89
11/08/2017	11/09/2017	SOLD 8.877 SHS COLUMBIA CONTRARIAN CORE ON 11/08/2017 AT 26.75	237.46	225.08 193.94	12.38 43.52
12/12/2017	12/13/2017	SOLD 9.146 SHS COLUMBIA CONTRARIAN CORE ON 12/12/2017 AT 26.17	239.36	232.26 199.82	7.10 39.54
01/10/2018	01/11/2018	SOLD 859.932 SHS COLUMBIA CONTRARIAN CORE ON 01/10/2018 AT 27.06	23,269.76	21,838.18 18,990.94	1,431.58 4,278.82
01/11/2018	01/12/2018	SOLD 8.857 SHS COLUMBIA CONTRARIAN CORE ON 01/11/2018 AT 27.25	241.34	224.93 195.60	16.41 45.74
02/13/2018	02/14/2018	SOLD 9.465 SHS COLUMBIA CONTRARIAN CORE ON 02/13/2018 AT 26.04	246.48	240.37 209.03	6.11 37.45
03/13/2018	03/14/2018	SOLD 8.938 SHS COLUMBIA CONTRARIAN CORE ON 03/13/2018 AT 26.90	240.42	226.98 197.39	13.44 43.03
04/09/2018	04/10/2018	SOLD 9.433 SHS COLUMBIA CONTRARIAN CORE ON 04/09/2018 AT 25.43	239.87	239.55 208.32	0.32 31.55

TRUST EB FORMAT

Statement Period
Account Number

07/01/2017 through 06/30/2018
115150001340

Schedule Of Sales

TRADE DATE	SETTLMT DATE	DESCRIPTION	PROCEEDS	MKT / COST BASIS	MKT / COST GAIN / LOSS
05/10/2018	05/11/2018	SOLD 9.121 SHS COLUMBIA CONTRARIAN CORE ON 05/10/2018 AT 26.31	239.98	231.63 201.43	8.35 38.55
06/08/2018	06/11/2018	SOLD 9.072 SHS COLUMBIA CONTRARIAN CORE ON 06/08/2018 AT 26.62	241.49	230.39 200.35	11.10 41.14
TOTAL 968.424 SHS			26,126.26	24,591.54 21,373.92	1,534.72 4,752.34
OAKMARK SELECT FUND-INSTITUTIONAL					
07/14/2017	07/17/2017	SOLD 4.952 SHS OAKMARK SELECT FUND-INSTITUTIONAL ON 07/14/2017 AT 46.10	228.29	223.83 217.54	4.46 10.75
08/08/2017	08/09/2017	SOLD 5.062 SHS OAKMARK SELECT FUND-INSTITUTIONAL ON 08/08/2017 AT 45.72	231.42	228.85 222.47	2.57 8.95
09/14/2017	09/15/2017	SOLD 5.032 SHS OAKMARK SELECT FUND-INSTITUTIONAL ON 09/14/2017 AT 46.57	234.32	227.49 221.16	6.83 13.16
10/17/2017	10/18/2017	SOLD 4.941 SHS OAKMARK SELECT FUND-INSTITUTIONAL ON 10/17/2017 AT 47.78	236.07	223.38 217.16	12.69 18.91
11/08/2017	11/09/2017	SOLD 4.881 SHS OAKMARK SELECT FUND-INSTITUTIONAL ON 11/08/2017 AT 48.65	237.46	220.67 214.52	16.79 22.94
12/12/2017	12/13/2017	SOLD 4.835 SHS OAKMARK SELECT FUND-INSTITUTIONAL ON 12/12/2017 AT 49.51	239.36	218.59 212.50	20.77 26.86
01/10/2018	01/11/2018	SOLD 557.969 SHS OAKMARK SELECT FUND-INSTITUTIONAL ON 01/10/2018 AT 49.99	27,892.89	25,263.70 24,590.84	2,629.19 3,302.05
01/11/2018	01/12/2018	SOLD 4.745 SHS OAKMARK SELECT FUND-INSTITUTIONAL ON 01/11/2018 AT 50.86	241.34	214.84 209.12	26.50 32.22

TRUST EB FORMAT

Statement Period
Account Number

07/01/2017 through 06/30/2018
115150001340

Schedule Of Sales

TRADE DATE	SETTLMT DATE	DESCRIPTION	PROCEEDS	MKT / COST BASIS	MKT / COST GAIN / LOSS
02 / 13 / 2018	02 / 14 / 2018	SOLD 5.209 SHS OAKMARK SELECT FUND-INSTITUTIONAL ON 02/13/2018 AT 47.32	246 . 48	235 . 85 229 . 57	10 . 63 16 . 91
03 / 13 / 2018	03 / 14 / 2018	SOLD 4.957 SHS OAKMARK SELECT FUND-INSTITUTIONAL ON 03/13/2018 AT 48.50	240 . 42	224 . 44 218 . 47	15 . 98 21 . 95
04 / 09 / 2018	04 / 10 / 2018	SOLD 5.223 SHS OAKMARK SELECT FUND-INSTITUTIONAL ON 04/09/2018 AT 45.93	239 . 87	236 . 49 230 . 19	3 . 38 9 . 68
05 / 10 / 2018	05 / 11 / 2018	SOLD 5.173 SHS OAKMARK SELECT FUND-INSTITUTIONAL ON 05/10/2018 AT 46.39	239 . 98	234 . 22 227 . 98	5 . 76 12 . 00
06 / 08 / 2018	06 / 11 / 2018	SOLD 5.135 SHS OAKMARK SELECT FUND-INSTITUTIONAL ON 06/08/2018 AT 47.03	241 . 49	232 . 50 226 . 31	8 . 99 15 . 18
TOTAL 618.114 SHS			30 , 749 . 39	27 , 984 . 85 27 , 237 . 83	2 , 764 . 54 3 , 511 . 56
OAKMARK INTERNATIONAL INST.					
02 / 13 / 2018	02 / 14 / 2018	SOLD 6.411 SHS OAKMARK INTERNATIONAL INST. ON 02/13/2018 AT 28.85	184 . 96	188 . 93 188 . 93	3 . 97 - 3 . 97 -
03 / 13 / 2018	03 / 14 / 2018	SOLD 6.295 SHS OAKMARK INTERNATIONAL INST. ON 03/13/2018 AT 28.66	180 . 41	185 . 51 185 . 51	5 . 10 - 5 . 10 -
04 / 09 / 2018	04 / 10 / 2018	SOLD 6.452 SHS OAKMARK INTERNATIONAL INST. ON 04/09/2018 AT 27.90	180 . 00	190 . 14 190 . 14	10 . 14 - 10 . 14 -
05 / 10 / 2018	05 / 11 / 2018	SOLD 6.24 SHS OAKMARK INTERNATIONAL INST. ON 05/10/2018 AT 28.86	180 . 08	183 . 89 183 . 89	3 . 81 - 3 . 81 -
06 / 08 / 2018	06 / 11 / 2018	SOLD 6.58 SHS OAKMARK INTERNATIONAL INST. ON 06/08/2018 AT 27.54	181 . 21	193 . 91 193 . 91	12 . 70 - 12 . 70 -
TOTAL 31.978 SHS			906 . 66	942 . 38 942 . 38	35 . 72 - 35 . 72 -

TRUST EB FORMAT

Statement Period
Account Number

07/01/2017 through 06/30/2018
115150001340

Schedule Of Sales

TRADE DATE	SETTLMT DATE	DESCRIPTION	PROCEEDS	MKT / COST BASIS	MKT / COST GAIN / LOSS
HARTFORD FUNDS MIDCAP CLASS Y					
07/14/2017	07/17/2017	SOLD 3.37 SHS HARTFORD FUNDS MIDCAP CLASS Y ON 07/14/2017 AT 33.88	114.18	112.83 88.82	1.35 25.36
08/08/2017	08/09/2017	SOLD 3.431 SHS HARTFORD FUNDS MIDCAP CLASS Y ON 08/08/2017 AT 33.73	115.74	114.88 90.63	0.86 25.11
09/14/2017	09/15/2017	SOLD 3.477 SHS HARTFORD FUNDS MIDCAP CLASS Y ON 09/14/2017 AT 33.70	117.19	116.42 91.85	0.77 25.34
10/17/2017	10/18/2017	SOLD 3.344 SHS HARTFORD FUNDS MIDCAP CLASS Y ON 10/17/2017 AT 35.31	118.06	111.97 88.33	6.09 29.73
11/08/2017	11/09/2017	SOLD 3.32 SHS HARTFORD FUNDS MIDCAP CLASS Y ON 11/08/2017 AT 35.77	118.76	111.16 87.70	7.60 31.06
12/12/2017	12/13/2017	SOLD 3.251 SHS HARTFORD FUNDS MIDCAP CLASS Y ON 12/12/2017 AT 36.82	119.71	108.85 85.88	10.86 33.83
01/10/2018	01/11/2018	SOLD 530.636 SHS HARTFORD FUNDS MIDCAP CLASS Y ON 01/10/2018 AT 36.60	19,421.26	17,808.91 14,202.34	1,612.35 5,218.92
01/11/2018	01/12/2018	SOLD 3.263 SHS HARTFORD FUNDS MIDCAP CLASS Y ON 01/11/2018 AT 36.99	120.69	109.51 87.33	11.18 33.36
02/13/2018	02/14/2018	SOLD 3.465 SHS HARTFORD FUNDS MIDCAP CLASS Y ON 02/13/2018 AT 35.57	123.26	116.29 92.74	6.97 30.52
03/13/2018	03/14/2018	SOLD 3.121 SHS HARTFORD FUNDS MIDCAP CLASS Y ON 03/13/2018 AT 38.52	120.23	104.75 83.53	15.48 36.70
04/09/2018	04/10/2018	SOLD 3.317 SHS HARTFORD FUNDS MIDCAP CLASS Y ON 04/09/2018 AT 36.16	119.95	111.32 88.78	8.63 31.17

TRUST EB FORMAT

Statement Period
Account Number

07/01/2017 through 06/30/2018
115150001340

Schedule Of Sales

TRADE DATE	SETTLMT DATE	DESCRIPTION	PROCEEDS	MKT / COST BASIS	MKT / COST GAIN / LOSS
05/10/2018	05/11/2018	SOLD 3.137 SHS HARTFORD FUNDS MIDCAP CLASS Y ON 05/10/2018 AT 38.26	120.01	105.28 83.96	14.73 36.05
06/08/2018	06/11/2018	SOLD 3.051 SHS HARTFORD FUNDS MIDCAP CLASS Y ON 06/08/2018 AT 39.58	120.76	102.40 81.66	18.36 39.10
TOTAL 570.183 SHS			20,849.80	19,134.57 15,253.55	1,715.23 5,596.25
JOHN HANCOCK INTERNATIONAL GROWTH R6					
02/13/2018	02/14/2018	SOLD 6.618 SHS JOHN HANCOCK INTERNATIONAL GROWTH R6 ON 02/13/2018 AT 27.95	184.96	188.68 188.68	3.72- 3.72-
03/13/2018	03/14/2018	SOLD 6.198 SHS JOHN HANCOCK INTERNATIONAL GROWTH R6 ON 03/13/2018 AT 29.11	180.41	176.70 176.70	3.71 3.71
04/09/2018	04/10/2018	SOLD 6.331 SHS JOHN HANCOCK INTERNATIONAL GROWTH R6 ON 04/09/2018 AT 28.43	180.00	180.50 180.50	0.50- 0.50-
05/10/2018	05/11/2018	SOLD 6.163 SHS JOHN HANCOCK INTERNATIONAL GROWTH R6 ON 05/10/2018 AT 29.22	180.08	175.71 175.71	4.37 4.37
06/08/2018	06/11/2018	SOLD 6.139 SHS JOHN HANCOCK INTERNATIONAL GROWTH R6 ON 06/08/2018 AT 29.52	181.21	175.02 175.02	6.19 6.19
TOTAL 31.449 SHS			906.66	896.61 896.61	10.05 10.05
PRUDENTIAL JENNISON GLOBAL OPPS Q					
01/11/2018	01/12/2018	SOLD 3.985 SHS PRUDENTIAL JENNISON GLOBAL OPPS Q ON 01/11/2018 AT 22.71	90.49	90.06 90.06	0.43 0.43
02/13/2018	02/14/2018	SOLD 4.109 SHS PRUDENTIAL JENNISON GLOBAL OPPS Q ON 02/13/2018 AT 22.49	92.41	92.86 92.86	0.45- 0.45-

TRUST EB FORMAT

Statement Period
Account Number

07/01/2017 through 06/30/2018
115150001340

Schedule Of Sales

TRADE DATE	SETTLMT DATE	DESCRIPTION	PROCEEDS	MKT / COST BASIS	MKT / COST GAIN / LOSS
03/13/2018	03/14/2018	SOLD 3.784 SHS PRUDENTIAL JENNISON GLOBAL OPPS Q ON 03/13/2018 AT 23.82	90.14	85.52 85.52	4.62 4.62
04/09/2018	04/10/2018	SOLD 4.021 SHS PRUDENTIAL JENNISON GLOBAL OPPS Q ON 04/09/2018 AT 22.37	89.94	90.87 90.87	0.93- 0.93-
05/10/2018	05/11/2018	SOLD 3.835 SHS PRUDENTIAL JENNISON GLOBAL OPPS Q ON 05/10/2018 AT 23.46	89.98	86.67 86.67	3.31 3.31
06/08/2018	06/11/2018	SOLD 3.702 SHS PRUDENTIAL JENNISON GLOBAL OPPS Q ON 06/08/2018 AT 24.46	90.54	83.67 83.67	6.87 6.87
TOTAL 23.436 SHS			543.50	529.65 529.65	13.85 13.85
THORNBURG INVESTMENT INCOME BUILDER R6					
07/14/2017	07/17/2017	SOLD 8.118 SHS THORNBURG INVESTMENT INCOME BUILDER R6 ON 07/14/2017 AT 21.10	171.28	170.31 156.51	0.97 14.77
08/08/2017	08/09/2017	SOLD 8.106 SHS THORNBURG INVESTMENT INCOME BUILDER R6 ON 08/08/2017 AT 21.42	173.63	170.09 156.41	3.54 17.22
09/14/2017	09/15/2017	SOLD 8.211 SHS THORNBURG INVESTMENT INCOME BUILDER R6 ON 09/14/2017 AT 21.41	175.80	172.29 158.44	3.51 17.36
10/17/2017	10/18/2017	SOLD 8.211 SHS THORNBURG INVESTMENT INCOME BUILDER R6 ON 10/17/2017 AT 21.57	177.11	172.33 158.63	4.78 18.48
11/08/2017	11/09/2017	SOLD 8.183 SHS THORNBURG INVESTMENT INCOME BUILDER R6 ON 11/08/2017 AT 21.77	178.15	171.74 158.09	6.41 20.06
12/12/2017	12/13/2017	SOLD 8.148 SHS THORNBURG INVESTMENT INCOME BUILDER R6 ON 12/12/2017 AT 22.04	179.58	171.01 157.41	8.57 22.17

TRUST EB FORMAT

Statement Period
Account Number

07/01/2017 through 06/30/2018
115150001340

Schedule Of Sales

TRADE DATE	SETTLMT DATE	DESCRIPTION	PROCEEDS	MKT / COST BASIS	MKT / COST GAIN / LOSS
01/10/2018	01/11/2018	SOLD 361.684 SHS THORNBURG INVESTMENT INCOME BUILDER R6 ON 01/10/2018 AT 22.34	8,080.01	7,596.18 7,001.24	483.83 1,078.77
01/11/2018	01/12/2018	SOLD 8.088 SHS THORNBURG INVESTMENT INCOME BUILDER R6 ON 01/11/2018 AT 22.39	181.10	169.87 156.56	11.23 24.54
02/13/2018	02/14/2018	SOLD 8.635 SHS THORNBURG INVESTMENT INCOME BUILDER R6 ON 02/13/2018 AT 21.42	184.96	181.35 167.15	3.61 17.81
03/13/2018	03/14/2018	SOLD 8.329 SHS THORNBURG INVESTMENT INCOME BUILDER R6 ON 03/13/2018 AT 21.66	180.41	174.93 161.23	5.48 19.18
04/09/2018	04/10/2018	SOLD 8.435 SHS THORNBURG INVESTMENT INCOME BUILDER R6 ON 04/09/2018 AT 21.34	180.00	177.14 163.40	2.86 16.60
05/10/2018	05/11/2018	SOLD 8.238 SHS THORNBURG INVESTMENT INCOME BUILDER R6 ON 05/10/2018 AT 21.86	180.08	173.01 159.58	7.07 20.50
06/08/2018	06/11/2018	SOLD 8.397 SHS THORNBURG INVESTMENT INCOME BUILDER R6 ON 06/08/2018 AT 21.58	181.21	176.35 162.66	4.86 18.55
TOTAL 460.783 SHS			10,223.32	9,676.60 8,917.31	546.72 1,306.01
UNDISCOVERED MANAGERS BEHAVIORAL VALUE R6					
07/14/2017	07/17/2017	SOLD 1.703 SHS UNDISCOVERED MANAGERS BEHAVIORAL VALUE R6 ON 07/14/2017 AT 67.06	114.18	113.22 97.13	0.96 17.05
08/08/2017	08/09/2017	SOLD 1.737 SHS UNDISCOVERED MANAGERS BEHAVIORAL VALUE R6 ON 08/08/2017 AT 66.64	115.74	115.48 99.21	0.26 16.53
09/14/2017	09/15/2017	SOLD 1.759 SHS UNDISCOVERED MANAGERS BEHAVIORAL VALUE R6 ON 09/14/2017 AT 66.61	117.19	116.94 100.46	0.25 16.73

TRUST EB FORMAT

Statement Period
Account Number

07/01/2017 through 06/30/2018
115150001340

Schedule Of Sales

TRADE DATE	SETTLMT DATE	DESCRIPTION	PROCEEDS	MKT / COST BASIS	MKT / COST GAIN / LOSS
10/17/2017	10/18/2017	SOLD 1.685 SHS UNDISCOVERED MANAGERS BEHAVIORAL VALUE R6 ON 10/17/2017 AT 70.05	118.06	112.02 96.24	6.04 21.82
11/08/2017	11/09/2017	SOLD 1.712 SHS UNDISCOVERED MANAGERS BEHAVIORAL VALUE R6 ON 11/08/2017 AT 69.38	118.76	113.82 97.78	4.94 20.98
12/12/2017	12/13/2017	SOLD 1.656 SHS UNDISCOVERED MANAGERS BEHAVIORAL VALUE R6 ON 12/12/2017 AT 72.28	119.71	110.09 94.58	9.62 25.13
01/10/2018	01/11/2018	SOLD 81.378 SHS UNDISCOVERED MANAGERS BEHAVIORAL VALUE R6 ON 01/10/2018 AT 70.83	5,764.00	5,422.59 4,695.23	341.41 1,068.77
01/11/2018	01/12/2018	SOLD 1.675 SHS UNDISCOVERED MANAGERS BEHAVIORAL VALUE R6 ON 01/11/2018 AT 72.05	120.69	111.61 96.64	9.08 24.05
02/13/2018	02/14/2018	SOLD 1.833 SHS UNDISCOVERED MANAGERS BEHAVIORAL VALUE R6 ON 02/13/2018 AT 67.26	123.26	122.14 105.76	1.12 17.50
03/13/2018	03/14/2018	SOLD 1.709 SHS UNDISCOVERED MANAGERS BEHAVIORAL VALUE R6 ON 03/13/2018 AT 70.36	120.23	113.88 98.60	6.35 21.63
04/09/2018	04/10/2018	SOLD 1.792 SHS UNDISCOVERED MANAGERS BEHAVIORAL VALUE R6 ON 04/09/2018 AT 66.95	119.95	119.41 103.39	0.54 16.56
05/10/2018	05/11/2018	SOLD 1.683 SHS UNDISCOVERED MANAGERS BEHAVIORAL VALUE R6 ON 05/10/2018 AT 71.29	120.01	112.15 97.10	7.86 22.91
06/08/2018	06/11/2018	SOLD 1.636 SHS UNDISCOVERED MANAGERS BEHAVIORAL VALUE R6 ON 06/08/2018 AT 73.83	120.76	109.01 94.39	11.75 26.37
TOTAL 101.958 SHS			7,192.54	6,792.36 5,876.51	400.18 1,316.03
TOTAL MUTUAL FUND - DOMESTIC EQUITY			323,919.13	293,398.16 258,599.91	30,520.97 65,319.22

TRUST EB FORMAT

Statement Period
Account Number

07/01/2017 through 06/30/2018
115150001340

Schedule Of Sales

TRADE DATE	SETTLMT DATE	DESCRIPTION	PROCEEDS	MKT / COST BASIS	MKT / COST GAIN / LOSS
MUTUAL FUND - INTERNATIONAL EQUITY					
BRANDES FUNDS INTERNATIONAL EQUITY - R6					
07/14/2017	07/17/2017	SOLD 9.947 SHS BRANDES FUNDS INTERNATIONAL EQUITY - R6 ON 07/14/2017 AT 17.22	171.28	168.50 148.28	2.78 23.00
08/08/2017	08/09/2017	SOLD 9.95 SHS BRANDES FUNDS INTERNATIONAL EQUITY - R6 ON 08/08/2017 AT 17.45	173.63	168.59 148.53	5.04 25.10
09/14/2017	09/15/2017	SOLD 10.092 SHS BRANDES FUNDS INTERNATIONAL EQUITY - R6 ON 09/14/2017 AT 17.42	175.80	171.00 150.65	4.80 25.15
10/17/2017	10/18/2017	SOLD 10.097 SHS BRANDES FUNDS INTERNATIONAL EQUITY - R6 ON 10/17/2017 AT 17.54	177.11	171.11 150.84	6.00 26.27
11/08/2017	11/09/2017	SOLD 10.233 SHS BRANDES FUNDS INTERNATIONAL EQUITY - R6 ON 11/08/2017 AT 17.41	178.15	173.42 152.87	4.73 25.28
12/12/2017	12/13/2017	SOLD 10.244 SHS BRANDES FUNDS INTERNATIONAL EQUITY - R6 ON 12/12/2017 AT 17.53	179.58	173.60 153.03	5.98 26.55
01/10/2018	01/11/2018	SOLD 14,011.209 SHS BRANDES FUNDS INTERNATIONAL EQUITY - R6 ON 01/10/2018 AT 18.42	258,086.47	237,444.62 209,307.84	20,641.85 48,778.63
01/11/2018	01/12/2018	SOLD .5 SHS BRANDES FUNDS INTERNATIONAL EQUITY - R6 ON 01/11/2018 AT 18.49	9.25	8.47 7.47	0.78 1.78
TOTAL 14,072.272 SHS			259,151.27	238,479.31 210,219.51	20,671.96 48,931.76
HARTFORD INTERNATIONAL VALUE - Y					
07/14/2017	07/17/2017	SOLD 9.861 SHS HARTFORD INTERNATIONAL VALUE - Y ON 07/14/2017 AT 17.37	171.28	168.43 133.61	2.85 37.67

TRUST EB FORMAT

Statement Period
Account Number

07/01/2017 through 06/30/2018
115150001340

Schedule Of Sales

TRADE DATE	SETTLMT DATE	DESCRIPTION	PROCEEDS	MKT / COST BASIS	MKT / COST GAIN / LOSS
08/08/2017	08/09/2017	SOLD 9.793 SHS HARTFORD INTERNATIONAL VALUE - Y ON 08/08/2017 AT 17.73	173.63	167.32 133.01	6.31 40.62
09/14/2017	09/15/2017	SOLD 9.816 SHS HARTFORD INTERNATIONAL VALUE - Y ON 09/14/2017 AT 17.91	175.80	167.71 133.32	8.09 42.48
10/17/2017	10/18/2017	SOLD 9.668 SHS HARTFORD INTERNATIONAL VALUE - Y ON 10/17/2017 AT 18.32	177.11	165.18 131.31	11.93 45.80
11/08/2017	11/09/2017	SOLD 9.583 SHS HARTFORD INTERNATIONAL VALUE - Y ON 11/08/2017 AT 18.59	178.15	163.73 130.15	14.42 48.00
12/12/2017	12/13/2017	SOLD 9.702 SHS HARTFORD INTERNATIONAL VALUE - Y ON 12/12/2017 AT 18.51	179.58	165.76 131.77	13.82 47.81
01/10/2018	01/11/2018	SOLD 1,467.459 SHS HARTFORD INTERNATIONAL VALUE - Y ON 01/10/2018 AT 18.33	26,898.53	25,133.82 20,331.19	1,764.71 6,567.34
01/11/2018	01/12/2018	SOLD 9.784 SHS HARTFORD INTERNATIONAL VALUE - Y ON 01/11/2018 AT 18.51	181.10	167.57 135.55	13.53 45.55
02/13/2018	02/14/2018	SOLD 10.551 SHS HARTFORD INTERNATIONAL VALUE - Y ON 02/13/2018 AT 17.53	184.96	180.71 146.18	4.25 38.78
03/13/2018	03/14/2018	SOLD 10.204 SHS HARTFORD INTERNATIONAL VALUE - Y ON 03/13/2018 AT 17.68	180.41	174.77 141.37	5.64 39.04
04/09/2018	04/10/2018	SOLD 10.333 SHS HARTFORD INTERNATIONAL VALUE - Y ON 04/09/2018 AT 17.42	180.00	176.98 143.16	3.02 36.84
05/10/2018	05/11/2018	SOLD 10.083 SHS HARTFORD INTERNATIONAL VALUE - Y ON 05/10/2018 AT 17.86	180.08	172.70 139.70	7.38 40.38
06/08/2018	06/11/2018	SOLD 10.432 SHS HARTFORD INTERNATIONAL VALUE - Y ON 06/08/2018 AT 17.37	181.21	178.67 144.53	2.54 36.68

TRUST EB FORMAT

Statement Period
Account Number

07/01/2017 through 06/30/2018
115150001340

Schedule Of Sales

TRADE DATE	SETTLMT DATE	DESCRIPTION	PROCEEDS	MKT / COST BASIS	MKT / COST GAIN / LOSS
TOTAL 1,587.269 SHS			29,041.84	27,183.35 21,974.85	1,858.49 7,066.99
CLEARBRIDGE INTERNATIONAL CM CAP - IS					
07/14/2017	07/17/2017	SOLD 6.464 SHS CLEARBRIDGE INTERNATIONAL CM CAP - IS ON 07/14/2017 AT 17.66	114.15	112.09 93.85	2.06 20.30
08/08/2017	08/09/2017	SOLD 6.411 SHS CLEARBRIDGE INTERNATIONAL CM CAP - IS ON 08/08/2017 AT 18.05	115.72	111.20 93.26	4.52 22.46
09/14/2017	09/15/2017	SOLD 6.378 SHS CLEARBRIDGE INTERNATIONAL CM CAP - IS ON 09/14/2017 AT 18.37	117.16	110.63 92.78	6.53 24.38
10/17/2017	10/18/2017	SOLD 6.249 SHS CLEARBRIDGE INTERNATIONAL CM CAP - IS ON 10/17/2017 AT 18.89	118.04	108.39 90.90	9.65 27.14
11/08/2017	11/09/2017	SOLD 6.233 SHS CLEARBRIDGE INTERNATIONAL CM CAP - IS ON 11/08/2017 AT 19.05	118.73	108.11 90.67	10.62 28.06
12/12/2017	12/13/2017	SOLD 6.299 SHS CLEARBRIDGE INTERNATIONAL CM CAP - IS ON 12/12/2017 AT 19.00	119.69	109.26 91.63	10.43 28.06
01/10/2018	01/11/2018	SOLD 1,169.802 SHS CLEARBRIDGE INTERNATIONAL CM CAP - IS ON 01/10/2018 AT 19.61	22,939.82	20,344.60 17,179.17	2,595.22 5,760.65
01/11/2018	01/12/2018	SOLD 6.118 SHS CLEARBRIDGE INTERNATIONAL CM CAP - IS ON 01/11/2018 AT 19.72	120.65	106.40 89.85	14.25 30.80
02/13/2018	02/14/2018	SOLD 6.568 SHS CLEARBRIDGE INTERNATIONAL CM CAP - IS ON 02/13/2018 AT 18.76	123.22	114.23 96.45	8.99 26.77
03/13/2018	03/14/2018	SOLD 6.289 SHS CLEARBRIDGE INTERNATIONAL CM CAP - IS ON 03/13/2018 AT 19.11	120.19	109.38 92.36	10.81 27.83

TRUST EB FORMAT

Statement Period
Account Number

07/01/2017 through 06/30/2018
115150001340

Schedule Of Sales

TRADE DATE	SETTLMT DATE	DESCRIPTION	PROCEEDS	MKT / COST BASIS	MKT / COST GAIN / LOSS
04/09/2018	04/10/2018	SOLD 6.396 SHS CLEARBRIDGE INTERNATIONAL CM CAP - IS ON 04/09/2018 AT 18.75	119.92	111.24 93.93	8.68 25.99
05/10/2018	05/11/2018	SOLD 6.21 SHS CLEARBRIDGE INTERNATIONAL CM CAP - IS ON 05/10/2018 AT 19.32	119.97	108.00 91.20	11.97 28.77
06/08/2018	06/11/2018	SOLD 6.35 SHS CLEARBRIDGE INTERNATIONAL CM CAP - IS ON 06/08/2018 AT 19.01	120.72	110.44 93.25	10.28 27.47
TOTAL 1,245.767 SHS			24,367.98	21,663.97 18,289.30	2,704.01 6,078.68
AMERICAN FUNDS NEW PERSPECTIVE F2					
07/14/2017	07/17/2017	SOLD 2.701 SHS AMERICAN FUNDS NEW PERSPECTIVE F2 ON 07/14/2017 AT 42.26	114.15	111.36 96.38	2.79 17.77
08/08/2017	08/09/2017	SOLD 2.701 SHS AMERICAN FUNDS NEW PERSPECTIVE F2 ON 08/08/2017 AT 42.85	115.72	111.39 96.53	4.33 19.19
09/14/2017	09/15/2017	SOLD 2.7 SHS AMERICAN FUNDS NEW PERSPECTIVE F2 ON 09/14/2017 AT 43.40	117.16	111.35 96.49	5.81 20.67
10/17/2017	10/18/2017	SOLD 2.652 SHS AMERICAN FUNDS NEW PERSPECTIVE F2 ON 10/17/2017 AT 44.51	118.04	109.37 94.78	8.67 23.26
11/08/2017	11/09/2017	SOLD 2.629 SHS AMERICAN FUNDS NEW PERSPECTIVE F2 ON 11/08/2017 AT 45.17	118.73	108.42 93.95	10.31 24.78
12/12/2017	12/13/2017	SOLD 2.652 SHS AMERICAN FUNDS NEW PERSPECTIVE F2 ON 12/12/2017 AT 45.14	119.69	109.37 94.78	10.32 24.91
01/10/2018	01/11/2018	SOLD 421.755 SHS AMERICAN FUNDS NEW PERSPECTIVE F2 ON 01/10/2018 AT 44.42	18,734.35	17,432.12 15,236.90	1,302.23 3,497.45

TRUST EB FORMAT

Statement Period
Account Number

07/01/2017 through 06/30/2018
115150001340

Schedule Of Sales

TRADE DATE	SETTLMT DATE	DESCRIPTION	PROCEEDS	MKT / COST BASIS	MKT / COST GAIN / LOSS
01/11/2018	01/12/2018	SOLD 2.702 SHS AMERICAN FUNDS NEW PERSPECTIVE F2 ON 01/11/2018 AT 44.65	120.65	111.68 97.62	8.97 23.03
02/13/2018	02/14/2018	SOLD 2.82 SHS AMERICAN FUNDS NEW PERSPECTIVE F2 ON 02/13/2018 AT 43.69	123.22	116.56 101.88	6.66 21.34
03/13/2018	03/14/2018	SOLD 2.625 SHS AMERICAN FUNDS NEW PERSPECTIVE F2 ON 03/13/2018 AT 45.79	120.19	108.50 94.83	11.69 25.36
04/09/2018	04/10/2018	SOLD 2.745 SHS AMERICAN FUNDS NEW PERSPECTIVE F2 ON 04/09/2018 AT 43.69	119.92	113.46 99.17	6.46 20.75
05/10/2018	05/11/2018	SOLD 2.643 SHS AMERICAN FUNDS NEW PERSPECTIVE F2 ON 05/10/2018 AT 45.39	119.97	109.24 95.48	10.73 24.49
06/08/2018	06/11/2018	SOLD 2.626 SHS AMERICAN FUNDS NEW PERSPECTIVE F2 ON 06/08/2018 AT 45.97	120.72	108.54 94.87	12.18 25.85
TOTAL 453.951 SHS			20,162.51	18,761.36 16,393.66	1,401.15 3,768.85
AMERICAN FUNDS NEW WORLD F2					
07/14/2017	07/17/2017	SOLD 1.384 SHS AMERICAN FUNDS NEW WORLD F2 ON 07/14/2017 AT 61.85	85.59	83.32 71.97	2.27 13.62
08/08/2017	08/09/2017	SOLD 1.382 SHS AMERICAN FUNDS NEW WORLD F2 ON 08/08/2017 AT 62.80	86.76	83.22 71.98	3.54 14.78
09/14/2017	09/15/2017	SOLD 1.36 SHS AMERICAN FUNDS NEW WORLD F2 ON 09/14/2017 AT 64.61	87.85	81.90 70.84	5.95 17.01
10/17/2017	10/18/2017	SOLD 1.338 SHS AMERICAN FUNDS NEW WORLD F2 ON 10/17/2017 AT 66.16	88.50	80.57 69.69	7.93 18.81
11/08/2017	11/09/2017	SOLD 1.333 SHS AMERICAN FUNDS NEW WORLD F2 ON 11/08/2017 AT 66.80	89.02	80.27 69.43	8.75 19.59

TRUST EB FORMAT

Statement Period
Account Number

07/01/2017 through 06/30/2018
115150001340

Schedule Of Sales

TRADE DATE	SETTLMT DATE	DESCRIPTION	PROCEEDS	MKT / COST BASIS	MKT / COST GAIN / LOSS
12/12/2017	12/13/2017	SOLD 1.347 SHS AMERICAN FUNDS NEW WORLD F2 ON 12/12/2017 AT 66.64	89.74	81.12 70.16	8.62 19.58
01/10/2018	01/11/2018	SOLD 219.092 SHS AMERICAN FUNDS NEW WORLD F2 ON 01/10/2018 AT 68.42	14,990.29	13,221.56 11,477.88	1,768.73 3,512.41
01/11/2018	01/12/2018	SOLD 1.318 SHS AMERICAN FUNDS NEW WORLD F2 ON 01/11/2018 AT 68.67	90.49	79.54 69.05	10.95 21.44
02/13/2018	02/14/2018	SOLD 1.387 SHS AMERICAN FUNDS NEW WORLD F2 ON 02/13/2018 AT 66.64	92.41	83.70 72.66	8.71 19.75
03/13/2018	03/14/2018	SOLD 1.297 SHS AMERICAN FUNDS NEW WORLD F2 ON 03/13/2018 AT 69.48	90.14	78.27 67.95	11.87 22.19
04/09/2018	04/10/2018	SOLD 1.342 SHS AMERICAN FUNDS NEW WORLD F2 ON 04/09/2018 AT 67.04	89.94	80.99 70.31	8.95 19.63
05/10/2018	05/11/2018	SOLD 1.321 SHS AMERICAN FUNDS NEW WORLD F2 ON 05/10/2018 AT 68.13	89.98	79.72 69.21	10.26 20.77
06/08/2018	06/11/2018	SOLD 1.337 SHS AMERICAN FUNDS NEW WORLD F2 ON 06/08/2018 AT 67.70	90.54	80.68 70.04	9.86 20.50
TOTAL 235.238 SHS			16,061.25	14,194.86 12,321.17	1,866.39 3,740.08
TOTAL MUTUAL FUND - INTERNATIONAL EQUITY			348,784.85	320,282.85 279,198.49	28,502.00 69,586.36
MUTUAL FUND - REAL ESTATE					
COHEN AND STEERS REAL ESTATE SECURITIES - Z					
07/14/2017	07/17/2017	SOLD 15.033 SHS COHEN AND STEERS REAL ESTATE SECURITIES - Z ON 07/14/2017 AT 15.19	228.35	229.25 235.15	0.90- 6.80-

TRUST EB FORMAT

Statement Period
Account Number

07/01/2017 through 06/30/2018
115150001340

Schedule Of Sales

TRADE DATE	SETTLMT DATE	DESCRIPTION	PROCEEDS	MKT / COST BASIS	MKT / COST GAIN / LOSS
08/08/2017	08/09/2017	SOLD 15.149 SHS COHEN AND STEERS REAL ESTATE SECURITIES - Z ON 08/08/2017 AT 15.28	231.48	231.04 236.93	0.44 5.45-
09/14/2017	09/15/2017	SOLD 15.015 SHS COHEN AND STEERS REAL ESTATE SECURITIES - Z ON 09/14/2017 AT 15.61	234.38	228.99 234.84	5.39 0.46-
10/17/2017	10/18/2017	SOLD 15.195 SHS COHEN AND STEERS REAL ESTATE SECURITIES - Z ON 10/17/2017 AT 15.54	236.13	231.74 237.62	4.39 1.49-
11/08/2017	11/09/2017	SOLD 15.071 SHS COHEN AND STEERS REAL ESTATE SECURITIES - Z ON 11/08/2017 AT 15.76	237.52	229.85 235.68	7.67 1.84
12/12/2017	12/13/2017	SOLD 15.357 SHS COHEN AND STEERS REAL ESTATE SECURITIES - Z ON 12/12/2017 AT 15.59	239.42	234.22 240.12	5.20 0.70-
01/10/2018	01/11/2018	SOLD 9,592.422 SHS COHEN AND STEERS REAL ESTATE SECURITIES - Z ON 01/10/2018 AT 15.03	144,174.11	146,302.52 149,988.40	2,128.41- 5,814.29-
01/11/2018	01/12/2018	SOLD 8.063 SHS COHEN AND STEERS REAL ESTATE SECURITIES - Z ON 01/11/2018 AT 14.97	120.70	122.98 126.07	2.28- 5.37-
02/13/2018	02/14/2018	SOLD 8.669 SHS COHEN AND STEERS REAL ESTATE SECURITIES - Z ON 02/13/2018 AT 14.22	123.28	132.22 135.55	8.94- 12.27-
03/13/2018	03/14/2018	SOLD 8.276 SHS COHEN AND STEERS REAL ESTATE SECURITIES - Z ON 03/13/2018 AT 14.53	120.25	126.22 129.40	5.97- 9.15-
04/09/2018	04/10/2018	SOLD 8.378 SHS COHEN AND STEERS REAL ESTATE SECURITIES - Z ON 04/09/2018 AT 14.32	119.97	127.74 130.93	7.77- 10.96-
05/10/2018	05/11/2018	SOLD 7.997 SHS COHEN AND STEERS REAL ESTATE SECURITIES - Z ON 05/10/2018 AT 15.01	120.03	121.93 124.98	1.90- 4.95-
06/08/2018	06/11/2018	SOLD 7.904 SHS COHEN AND STEERS REAL ESTATE SECURITIES - Z ON 06/08/2018 AT 15.28	120.78	120.51 123.53	0.27 2.75-

TRUST EB FORMAT

Statement Period
Account Number

07/01/2017 through 06/30/2018
115150001340

Schedule Of Sales

TRADE DATE	SETTLMT DATE	DESCRIPTION	PROCEEDS	MKT / COST BASIS	MKT / COST GAIN / LOSS
TOTAL 9,732.529 SHS			146,306.40	148,439.21 152,179.20	2,132.81- 5,872.80-
PRUDENTIAL FUNDS GLOBAL REAL ESTATE CL Q					
07/14/2017	07/17/2017	SOLD 7.194 SHS PRUDENTIAL FUNDS GLOBAL REAL ESTATE CL Q ON 07/14/2017 AT 23.81	171.28	172.44 171.10	1.16- 0.18
08/08/2017	08/09/2017	SOLD 7.202 SHS PRUDENTIAL FUNDS GLOBAL REAL ESTATE CL Q ON 08/08/2017 AT 24.11	173.63	172.64 171.32	0.99 2.31
09/14/2017	09/15/2017	SOLD 7.152 SHS PRUDENTIAL FUNDS GLOBAL REAL ESTATE CL Q ON 09/14/2017 AT 24.58	175.80	171.44 170.13	4.36 5.67
10/17/2017	10/18/2017	SOLD 7.182 SHS PRUDENTIAL FUNDS GLOBAL REAL ESTATE CL Q ON 10/17/2017 AT 24.66	177.11	172.16 170.84	4.95 6.27
11/08/2017	11/09/2017	SOLD 7.204 SHS PRUDENTIAL FUNDS GLOBAL REAL ESTATE CL Q ON 11/08/2017 AT 24.73	178.16	172.70 171.38	5.46 6.78
12/12/2017	12/13/2017	SOLD 7.21 SHS PRUDENTIAL FUNDS GLOBAL REAL ESTATE CL Q ON 12/12/2017 AT 24.91	179.59	172.84 171.53	6.75 8.06
01/10/2018	01/11/2018	SOLD 3,344.411 SHS PRUDENTIAL FUNDS GLOBAL REAL ESTATE CL Q ON 01/10/2018 AT 23.89	79,897.99	80,189.54 79,600.38	291.55- 297.61
01/11/2018	01/12/2018	SOLD 5.057 SHS PRUDENTIAL FUNDS GLOBAL REAL ESTATE CL Q ON 01/11/2018 AT 23.87	120.70	121.25 120.36	0.55- 0.34
02/13/2018	02/14/2018	SOLD 5.452 SHS PRUDENTIAL FUNDS GLOBAL REAL ESTATE CL Q ON 02/13/2018 AT 22.61	123.28	130.72 129.76	7.44- 6.48-
03/13/2018	03/14/2018	SOLD 5.21 SHS PRUDENTIAL FUNDS GLOBAL REAL ESTATE CL Q ON 03/13/2018 AT 23.08	120.25	124.92 124.00	4.67- 3.75-

TRUST EB FORMAT

Statement Period
Account Number

07/01/2017 through 06/30/2018
115150001340

Schedule Of Sales

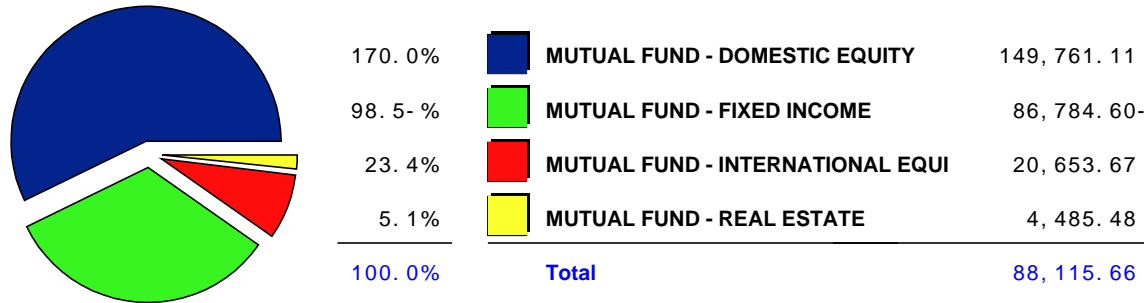
TRADE DATE	SETTLMT DATE	DESCRIPTION	PROCEEDS	MKT / COST BASIS	MKT / COST GAIN / LOSS
04/09/2018	04/10/2018	SOLD 5.185 SHS PRUDENTIAL FUNDS GLOBAL REAL ESTATE CL Q ON 04/09/2018 AT 23.14	119.97	124.32 123.41	4.35- 3.44-
05/10/2018	05/11/2018	SOLD 5.018 SHS PRUDENTIAL FUNDS GLOBAL REAL ESTATE CL Q ON 05/10/2018 AT 23.92	120.03	120.29 119.41	0.26- 0.62
06/08/2018	06/11/2018	SOLD 5.005 SHS PRUDENTIAL FUNDS GLOBAL REAL ESTATE CL Q ON 06/08/2018 AT 24.13	120.78	119.98 119.10	0.80 1.68
TOTAL 3,418.482 SHS			81,678.57	81,965.24 81,362.72	286.67- 315.85
TOTAL MUTUAL FUND - REAL ESTATE			227,984.97	230,404.45 233,541.92	2,419.48- 5,556.95-
TOTAL SALES			940,333.93	883,807.64 810,829.46	56,526.29 129,504.47

Statement Period
Account Number

07/01/2017 through 06/30/2018
115150001340

Schedule Of Unrealized Gains & Losses

Unrealized Gains & Losses Allocation



Unrealized Gains & Losses Schedule

DESCRIPTION	UNITS	BEGINNING MKT / COST	ENDING MKT VALUE	GAIN / LOSS MKT / COST
MUTUAL FUND - FIXED INCOME				
BLACKROCK TOTAL RETURN - K	64,712.597	759,036.02 769,934.31	732,546.60	26,489.42- 37,387.71-
GUGGENHEIM INVESTMENTS MACRO OPPORTUNITIES INST.	28,036.988	747,300.86 739,755.58	744,382.03	2,918.83- 4,626.45
GUGGENHEIM INVESTMENTS INVESTMENT GRADE BOND FUND	40,549.25	749,134.26 743,563.10	747,322.68	1,811.58- 3,759.58
HARTFORD WORLD BOND - Y	31,213.6	325,897.57 324,206.34	334,609.79	8,712.22 10,403.45
LEGG MASON BW GLOBAL OPPORTUNITIES BOND IS	23,017.723	252,913.75 245,947.27	237,542.90	15,370.85- 8,404.37-

TRUST EB FORMAT

Statement Period
Account Number

07/01/2017 through 06/30/2018
115150001340

Schedule Of Unrealized Gains & Losses

DESCRIPTION	UNITS	BEGINNING MKT / COST	ENDING MKT VALUE	GAIN / LOSS MKT / COST
LEGG MASON BW ALTERNATIVE CREDIT	23,945.711	246,639.05 232,369.63	248,077.57	1,438.52 15,707.94
PRUDENTIAL FUNDS TOTAL RETURN BOND CL Q	51,986.458	751,700.83 747,708.76	732,489.19	19,211.64 - 15,219.57 -
WESTERN ASSET CORE PLUS BOND IS	64,344.789	757,585.69 761,566.14	726,452.67	31,133.02 - 35,113.47 -
TOTAL MUTUAL FUND - FIXED INCOME		4,590,208.03 4,565,051.13	4,503,423.43	86,784.60 - 61,627.70 -
MUTUAL FUND - DOMESTIC EQUITY				
ALGER FUNDS SMALL CAP FOCUS Z	15,294.708	219,904.84 168,353.36	296,870.28	76,965.44 128,516.92
ALGER FUNDS SPECTRA Z	18,755.727	372,655.40 321,925.51	435,695.54	63,040.14 113,770.03
BRANDES FUNDS INTERNATIONAL SMALL CAP R6	11,904.941	168,491.64 159,180.43	148,335.56	20,156.08 - 10,844.87 -
COLUMBIA CONTRARIAN CORE	12,191.708	309,611.33 269,244.56	318,325.50	8,714.17 49,080.94
OAKMARK SELECT FUND-INSTITUTIONAL	6,582.269	298,031.79 290,094.07	301,204.63	3,172.84 11,110.56
OAKMARK INTERNATIONAL INST.	8,396.623	247,448.69 247,448.69	221,838.78	25,609.91 - 25,609.91 -
HARTFORD FUNDS MIDCAP CLASS Y	4,488.091	150,626.81 120,122.61	172,522.22	21,895.41 52,399.61
JOHN HANCOCK INTERNATIONAL GROWTH R6	8,680.646	247,485.22 247,485.22	244,707.41	2,777.81 - 2,777.81 -
PRUDENTIAL JENNISON GLOBAL OPPS Q	5,468.11	123,579.36 123,579.36	131,398.68	7,819.32 7,819.32

TRUST EB FORMAT

Statement Period
Account Number

07/01/2017 through 06/30/2018
115150001340

Schedule Of Unrealized Gains & Losses

DESCRIPTION	UNITS	BEGINNING MKT / COST	ENDING MKT VALUE	GAIN / LOSS MKT / COST
THORNBURG INVESTMENT INCOME BUILDER R6	11,256.993	236,464.81 218,308.77	239,323.67	2,858.86 21,014.90
UNDISCOVERED MANAGERS BEHAVIORAL VALUE R6	2,327.654	155,102.40 134,297.76	168,941.13	13,838.73 34,643.37
TOTAL MUTUAL FUND - DOMESTIC EQUITY		2,529,402.29 2,300,040.34	2,679,163.40	149,761.11 379,123.06
MUTUAL FUND - INTERNATIONAL EQUITY				
HARTFORD INTERNATIONAL VALUE - Y	13,546.748	232,021.15 187,685.98	226,230.69	5,790.46- 38,544.71
CLEARBRIDGE INTERNATIONAL CM CAP - IS	8,400.213	146,092.17 123,361.62	150,615.82	4,523.65 27,254.20
AMERICAN FUNDS NEW PERSPECTIVE F2	3,696.907	152,801.79 133,559.58	166,323.85	13,522.06 32,764.27
AMERICAN FUNDS NEW WORLD F2	1,801.111	108,691.81 94,357.34	117,090.23	8,398.42 22,732.89
TOTAL MUTUAL FUND - INTERNATIONAL EQUITY		639,606.92 538,964.52	660,260.59	20,653.67 121,296.07
MUTUAL FUND - REAL ESTATE				
COHEN AND STEERS REAL ESTATE SECURITIES - Z	10,898.214	166,185.85 170,310.79	169,249.26	3,063.41 1,061.53-
PRUDENTIAL FUNDS GLOBAL REAL ESTATE CL Q	6,846.54	164,127.27 162,927.75	165,549.34	1,422.07 2,621.59
TOTAL MUTUAL FUND - REAL ESTATE		330,313.12 333,238.54	334,798.60	4,485.48 1,560.06
TOTAL UNREALIZED GAINS & LOSSES		8,089,530.36 7,737,294.53	8,177,646.02	88,115.66 440,351.49

TRUST EB FORMAT

Statement Period
Account Number

07/01/2017 through 06/30/2018
115150001340

Balance Sheet


	AS OF 07/01/2017		AS OF 06/30/2018	
	AVG COST VALUE	MARKET VALUE	AVG COST VALUE	MARKET VALUE
A S S E T S				
CASH	17,620.47	17,620.47	12,339.49	12,339.49
DUE FROM BROKERS	0.00	0.00	0.00	0.00
TOTAL CASH & RECEIVABLES	17,620.47	17,620.47	12,339.49	12,339.49
MUTUAL FUNDS				
MUTUAL FUND - FIXED INCOME	4,182,633.57	4,208,023.51	4,565,051.13	4,503,423.43
MUTUAL FUND - DOMESTIC EQUITY	1,603,996.57	1,849,241.44	2,300,040.34	2,679,163.40
MUTUAL FUND - INTERNATIONAL EQUI	987,491.59	1,148,133.68	538,964.52	660,260.59
MUTUAL FUND - REAL ESTATE	543,329.30	537,266.41	333,238.54	334,798.60
TOTAL MUTUAL FUNDS	7,317,451.03	7,742,665.04	7,737,294.53	8,177,646.02
TOTAL HOLDINGS	7,317,451.03	7,742,665.04	7,737,294.53	8,177,646.02
TOTAL ASSETS	7,335,071.50	7,760,285.51	7,749,634.02	8,189,985.51
L I A B I L I T I E S				
DUE TO BROKERS	17,620.47	17,620.47	12,339.49	12,339.49
TOTAL LIABILITIES	17,620.47	17,620.47	12,339.49	12,339.49
TOTAL NET ASSET VALUE	7,317,451.03	7,742,665.04	7,737,294.53	8,177,646.02




TRUST EB FORMAT

Statement Period
Account Number


07/01/2017 through 06/30/2018
115150001340




Beginning Market Allocation



0.2%		CASH & RECEIVABLES	17,620.47
0.2%		LIABILITIES	17,620.47-
100.0%		MUTUAL FUNDS	7,742,665.04
<hr/>			
100.0%		Total	7,742,665.04

Ending Market Allocation



0.2%		CASH & RECEIVABLES	12,339.49
0.2%		LIABILITIES	12,339.49-
100.0%		MUTUAL FUNDS	8,177,646.02
<hr/>			
100.0%		Total	8,177,646.02

TRUST EB FORMAT

Statement Period
Account Number

07/01/2017 through 06/30/2018
115150001340

Schedule Of Prior Period Trades Settled

DATE	DESCRIPTION	DUE FROM BROKERS	DUE TO BROKERS
07/03/2017	PURCHASED 143.317 SHS BLACKROCK TOTAL RETURN - K ON 06/30/2017 AT 11.74 FOR REINVESTMENT		1,682.54
07/03/2017	PURCHASED 75.201 SHS GUGGENHEIM INVESTMENTS MACRO OPPORTUNITIES INST. ON 06/30/2017 AT 26.64 FOR REINVESTMENT		2,003.35
07/03/2017	PURCHASED 100.683 SHS GUGGENHEIM INVESTMENTS INVESTMENT GRADE BOND FUND ON 06/30/2017 AT 18.47 FOR REINVESTMENT		1,859.61
07/03/2017	PURCHASED 70.562 SHS LEGG MASON BW GLOBAL OPPORTUNITIES BOND IS ON 06/30/2017 AT 11.00 FOR REINVESTMENT		776.18
07/03/2017	PURCHASED 214.876 SHS LEGG MASON BW ALTERNATIVE CREDIT ON 06/30/2017 AT 10.29 FOR REINVESTMENT		2,211.07
07/03/2017	PURCHASED 120.905 SHS PRUDENTIAL FUNDS TOTAL RETURN BOND CL Q ON 06/30/2017 AT 14.46 FOR REINVESTMENT		1,748.28
07/03/2017	PURCHASED 162.112 SHS WESTERN ASSET CORE PLUS BOND IS ON 06/30/2017 AT 11.78 FOR REINVESTMENT		1,909.68
07/05/2017	PURCHASED 43.701 SHS BRANDES FUNDS INTERNATIONAL SMALL CAP R6 ON 06/30/2017 AT 14.20 FOR REINVESTMENT		620.56
07/05/2017	PURCHASED 50.844 SHS BRANDES FUNDS EMERGING MARKETS VALUE R6 ON 06/30/2017 AT 8.81 FOR REINVESTMENT		447.94
07/05/2017	PURCHASED 144.616 SHS BRANDES FUNDS INTERNATIONAL EQUITY - R6 ON 06/30/2017 AT 16.94 FOR REINVESTMENT		2,449.80

TRUST EB FORMAT

Statement Period
Account Number

07/01/2017 through 06/30/2018
115150001340

Schedule Of Prior Period Trades Settled

DATE	DESCRIPTION	DUE FROM BROKERS	DUE TO BROKERS
07/05/2017	PURCHASED 125.342 SHS COHEN AND STEERS REAL ESTATE SECURITIES - Z ON 06/30/2017 AT 15.25 FOR REINVESTMENT		1,911.46
	TOTAL PRIOR PERIOD TRADES SETTLED		17,620.47
	NET RECEIVABLE/PAYABLE		17,620.47-

TRUST EB FORMAT

Statement Period
Account Number

07/01/2017 through 06/30/2018
115150001340

Schedule Of Pending Trades End Of Period

DATE	DESCRIPTION	DUE FROM BROKERS	DUE TO BROKERS
07/02/2018	PURCHASED 171.862 SHS BLACKROCK TOTAL RETURN - K ON 06/29/2018 AT 11.32 FOR REINVESTMENT		1,945.48
07/02/2018	PURCHASED 86.755 SHS GUGGENHEIM INVESTMENTS MACRO OPPORTUNITIES INST. ON 06/29/2018 AT 26.55 FOR REINVESTMENT		2,303.35
07/02/2018	PURCHASED 100.022 SHS GUGGENHEIM INVESTMENTS INVESTMENT GRADE BOND FUND ON 06/29/2018 AT 18.43 FOR REINVESTMENT		1,843.41
07/02/2018	PURCHASED 1.025 SHS HARTFORD WORLD BOND - Y ON 06/28/2018 AT 10.72 FOR REINVESTMENT		10.99
07/02/2018	PURCHASED 168.819 SHS PRUDENTIAL FUNDS TOTAL RETURN BOND CL Q ON 06/29/2018 AT 14.09 FOR REINVESTMENT		2,378.66
07/02/2018	PURCHASED 187.329 SHS WESTERN ASSET CORE PLUS BOND IS ON 06/29/2018 AT 11.29 FOR REINVESTMENT		2,114.95
07/03/2018	PURCHASED 28.819 SHS BRANDES FUNDS INTERNATIONAL SMALL CAP R6 ON 06/29/2018 AT 12.46 FOR REINVESTMENT		359.08
07/03/2018	PURCHASED 89.09 SHS COHEN AND STEERS REAL ESTATE SECURITIES - Z ON 06/29/2018 AT 15.53 FOR REINVESTMENT		1,383.57
	TOTAL PENDING TRADES END OF PERIOD		12,339.49
	NET RECEIVABLE/PAYABLE		12,339.49 -