



OFFICE OF INSTITUTIONAL EFFECTIVENESS

Survey Report

4901 E Carson Street G-14
Long Beach, CA 90808
(562) 938-4736
FAX (562) 938-4628
<http://ie.lbcc.edu>

April 23, 2021

Preliminary results from the LBCC Reopening Student Survey

On March 29, 2021, a survey was administered to gather student voice for opening Long Beach City College (LBCC) in the Fall 2021 semester. The purpose of the survey was to understand student learning preferences for the Fall semester as well as concerns and challenges students anticipate for a return to campus in order to inform the Reopening Task Force Steering Committee at LBCC.

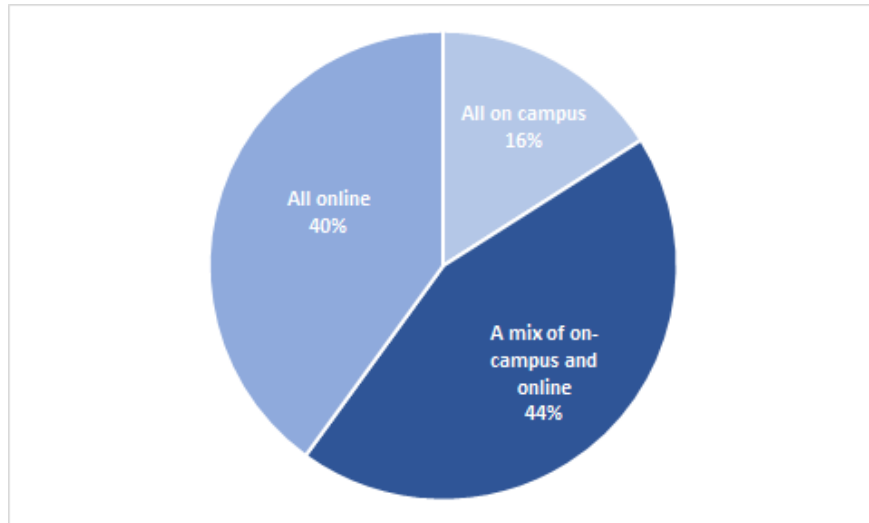
This survey was sent to all students currently enrolled at LBCC via CANVAS. The survey was open to students for 3 weeks. Over 4,000 students responded. This report includes the preliminary results from this survey. Qualitative responses from students who indicated “other” in any of the questions as well as those in the last question of the survey “How can LBCC support you with returning to in-person learning for the Fall 2021 semester” are omitted from this report. Those responses will be included after analysis is complete in a subsequent report. All questions were analyzed by race/ethnicity, but in this report, break outs of race/ethnicity were reported only when there was a disproportionate impact.

Student comfort level for returning to the LBCC campus for the Fall 2021 semester (4431 responses)

- Students were asked about their current level of comfort for returning to the LBCC campus for the Fall 2021 semester.
 - o 38% of students are somewhat to very comfortable
 - o 14% of students are neutral
 - o 48% of students are minimally or not at all comfortable
- When disaggregated by race/ethnicity, White and Filipino students reported the largest percentage for “very comfortable” with 30% and 25%, respectively. While all other student groups reported the largest percentage for “Not at all comfortable.”

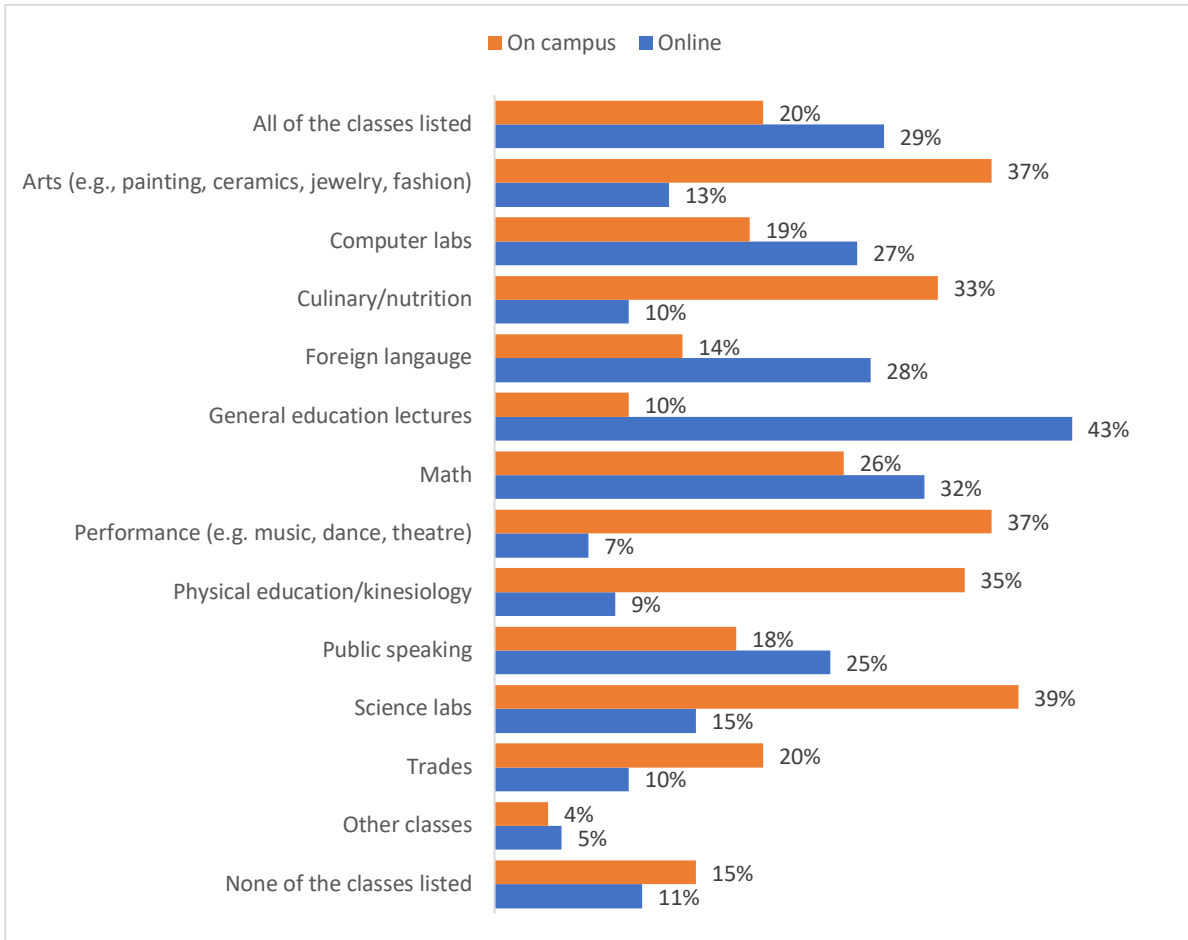
Preferred location for classes for the Fall 2021 semester (4425 responses)

- Many students preferred the locations of Fall 2021 courses to be a mix of on-campus and online.
- Few students prefer to be entirely on campus.




Classes student prefer to see online versus on campus for the Fall 2021 semester (4458 and 4403 responses, respectively)

- The most frequently reported classes students prefer to see online include general education lectures (43%), math (32%), all the classes listed (29%), foreign languages (28%), computer labs (27%), and public speaking classes (25%).
- Classes students frequently reported a preference to see on campus include science labs (39%), performance (37%), arts (37%), physical education/kinesiology (35%) and culinary/nutrition (33%).

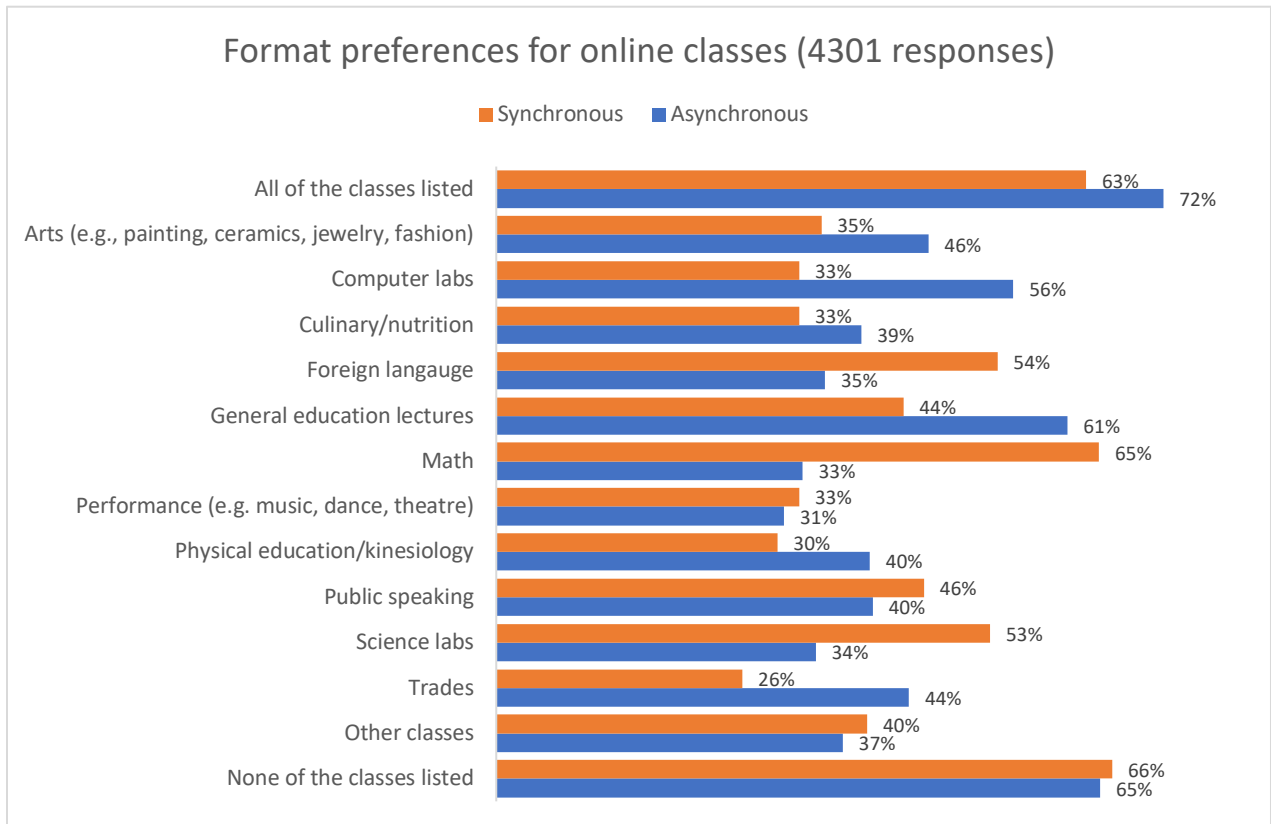


Student preferences for the format of online classes for the Fall 2021 semester (4412 responses)

- Almost a third of students preferred “either synchronous or asynchronous courses online depending on the course” with another third preferring “asynchronous online courses.”

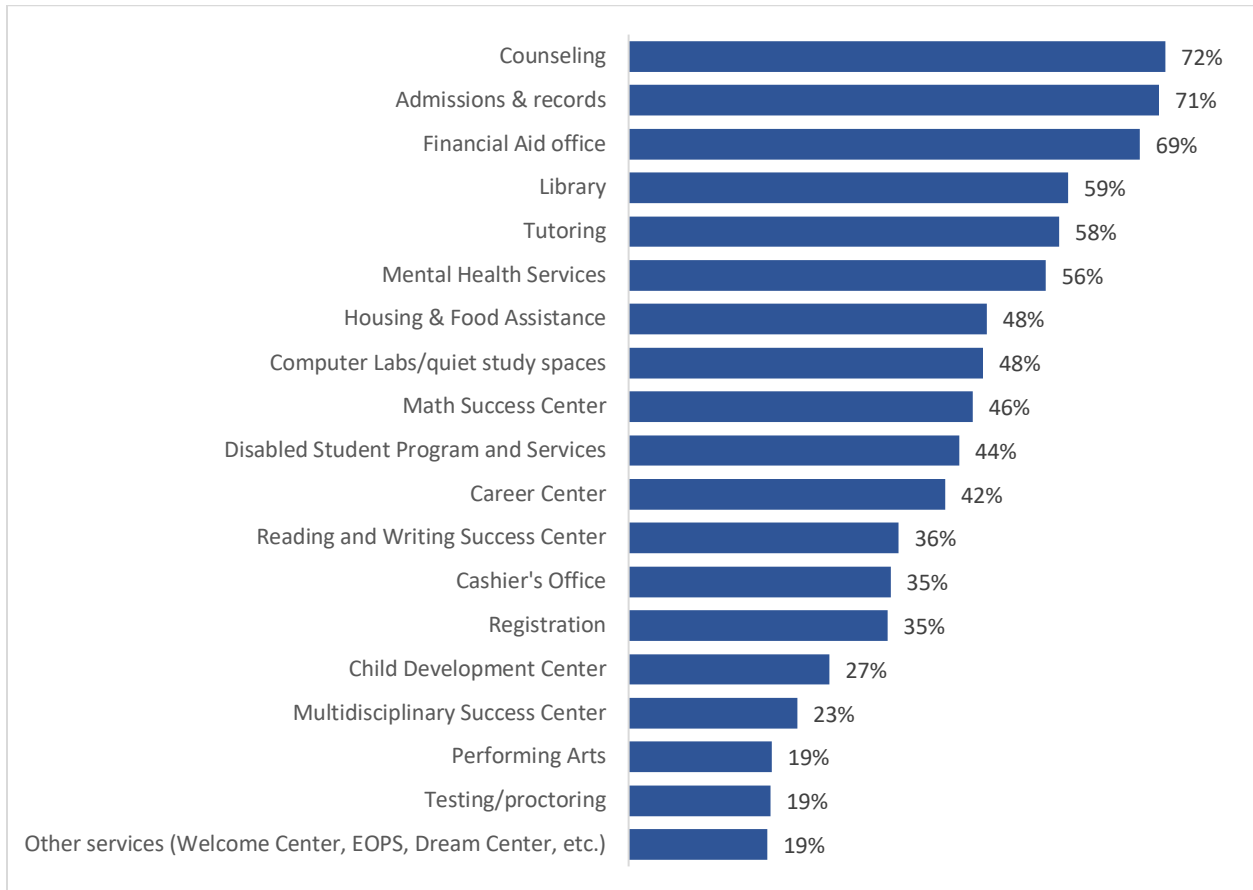


- Students who reported in the previous question that their preference for the online format was *either synchronous or asynchronous depending on the course* were asked to identify from a list which course types they’d prefer in synchronous or asynchronous formats.
- The most frequently reported classes students preferred in a synchronous format included math (65%), all the classes listed (63%), foreign language (54%), and science labs (53%).
- The most frequently reported classes students preferred in an asynchronous format included all the classes listed (72%), none of the classes listed (65%), general education lectures (61%), computer labs (56%) and art classes (46%).



Student preference for student services LBCC should prioritize opening on campus for the Fall 2021 semester

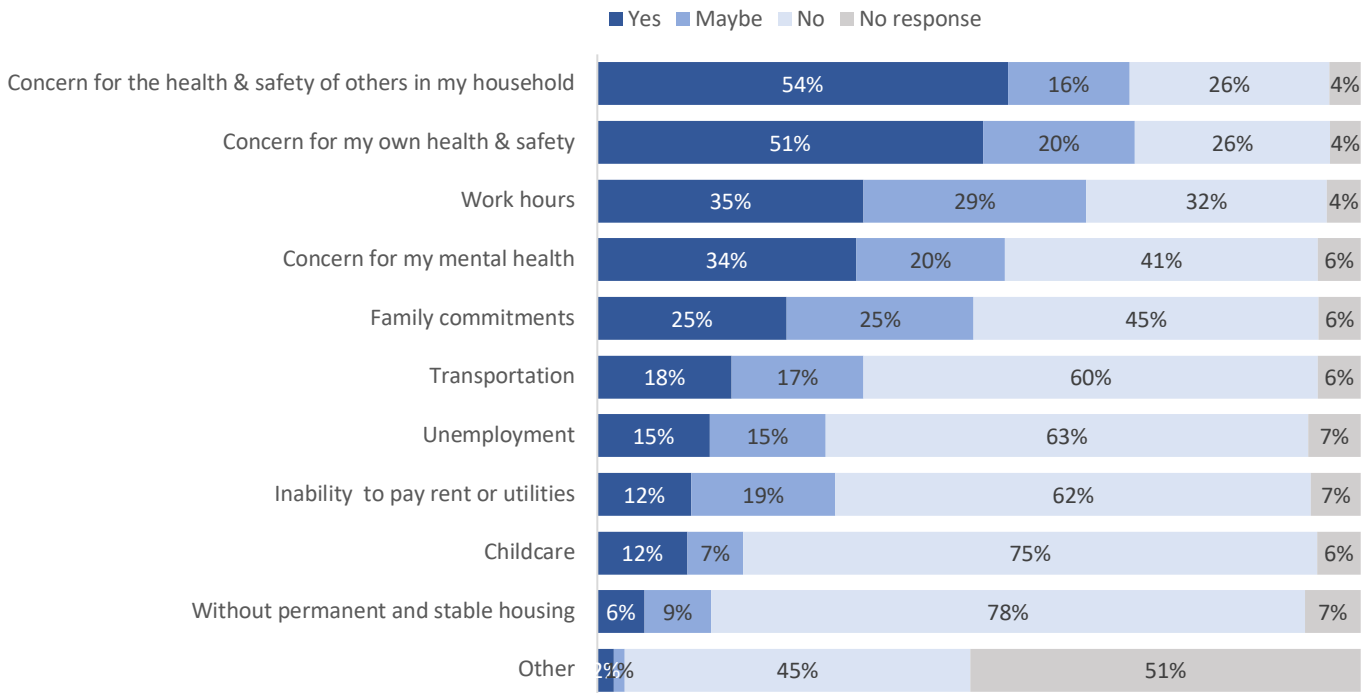
- The majority of students reported that LBCC should prioritize opening Counseling (72%), Admissions and Records (71%), the Financial Aid Office (69%), the Library (59%), Tutoring (58%), and Mental Health Services (56%) on campus for the Fall 2021 semester. Other frequently mentioned student services included Housing and Food Assistance, Computer Labs/quiet spaces, the Math Success Center, and the Disabled Student Program and Services.



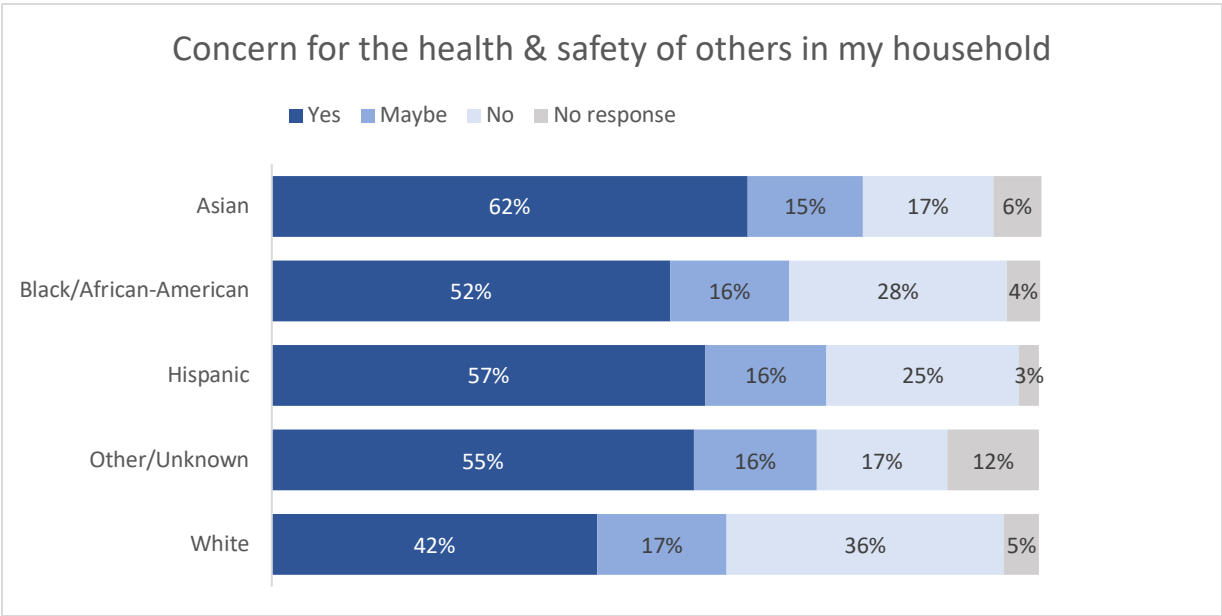
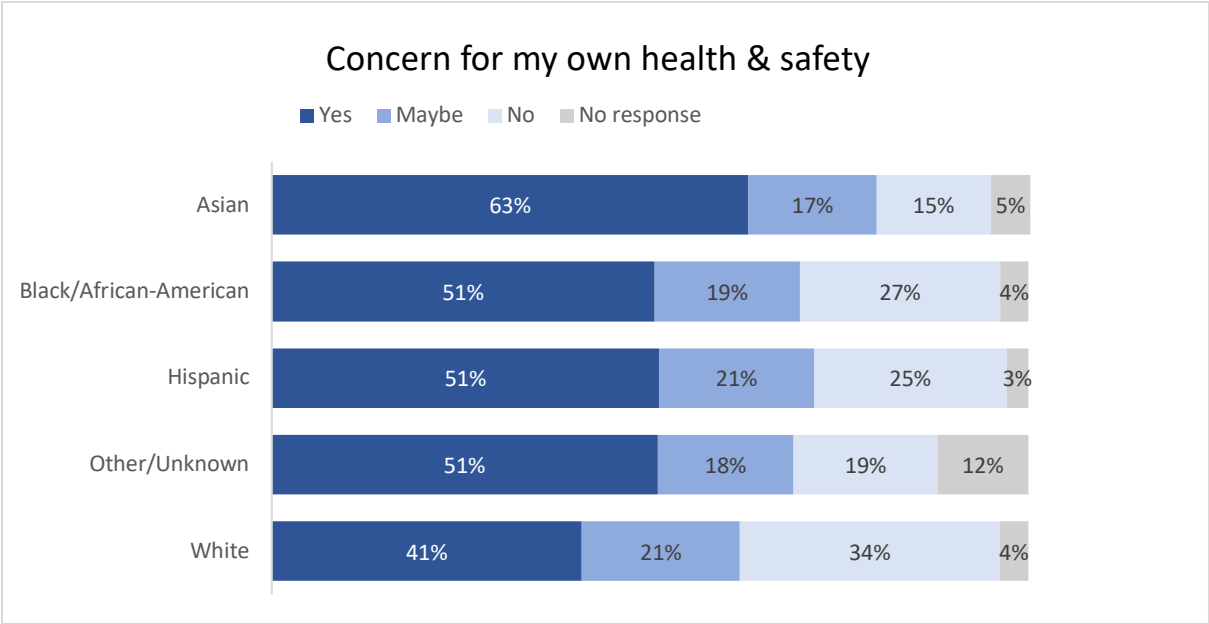
Potential barriers for students to return to in-person learning (4323 responses)

- A majority of students reported that concern for the health and safety of others in their household (54%) and concern for their own health and safety (51%) were barriers to return to in-person learning for the Fall 2021 semester. Other frequently mentioned barriers were work hours and concern for their mental health. A little less than a third of students reported that work hours (29%) was a possible barrier and a quarter said family commitments (25%) were possible barriers to returning on campus.

Proportion of barriers for students to return to in-person learning for the Fall 2021 semester

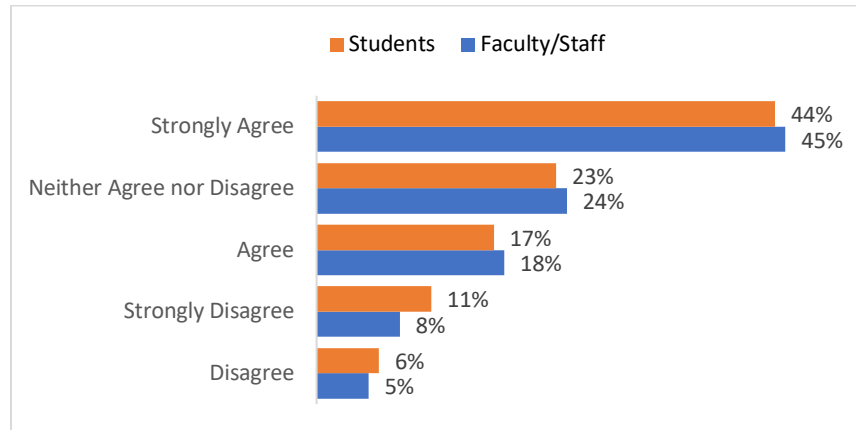


- When disaggregated by race/ethnicity, student concern for their health & safety and the health & safety of others in their household was higher for our students of color and highest for our Asian students.



“I would be more comfortable if all faculty/staff are fully vaccinated before returning on campus” and “I would be more comfortable if all students, including myself, were fully vaccinated before returning onsite” (4275 responses)

- Almost half of the students would be more comfortable if LBCC faculty, staff and students are fully vaccinated before returning on campus.



Student welfare (4270 responses)

- In the past 6 months, the majority of students reported experiencing a loss of income and almost half were concerned about their mental health.
- When disaggregated by race/ethnicity, our Black students reported food insecurity at a higher rate (26%) compared to our White students (15%) and other student groups.
- Black students also experienced an inability to pay rent or utilities at a higher rate (22%) compared to White students (12%) and other student groups.

