


STUDENT & VISITOR CHECKLIST TO BE ON CAMPUS



STEP 1 *Do not come to campus if you have COVID-19 symptoms. Please do not enter.*




STEP 2 *Masks are required for all.*




STEP 3 *Get your Clearance Pass!*

<i>Students: Use your Viking Health Clearance App via your student portal.</i>	
<i>Visitors: Get your clearance pass via the Cleared4 app.</i>	



STEP 4 *Prepare to show your pass to a building monitor.*

Pro tip: Take a screen shot to show at various campus locations.



FOR TECHNICAL ASSISTANCE:

STUDENTS – Student Technology Help Desk (562) 938-4250. **EMPLOYEES** – Faculty/Staff Help Desk (562) 938-4357
VISITORS – Please notify your LBCC contact for help.

Need more info? Visit www.LBCC.edu/return-campus.